

# FSR Hydrowissenschaften

Registration and setup course for logins and  
Websites of the TU Dresden

Dresden, 09.10.2020



## What's your status?

Does everybody have his/her ZIH login?

Was everybody already on Selma?

Is there anybody who already did his/her login for "eduroam"?

## What will be shown?


- 1. ZIH-Login** – *registration at TU server*
- 2. Set up WLAN "eduroam"**
- 3. SELMA** – *Management of your University data*
- 4. Uni Mail**
- 5. OPAL** – *documents for the lectures*
- 6. Registration for sport courses**
- 7. LSK Online** – *language courses*
- 8. HISQIS** – *exams and notes*
- 9. Microsoft Office as student**

# ZIH Login


*Most important login within the online system of the TU Dresden!*

1. Every student gets with his/her enrolment papers ZIH-login, there'll be your personal login and corresponding "on time password"

ZIH-Login



Erstpasswort




Regelstudienzeit 10 Semester	
<input type="radio"/> 2. Angestrebter Abschluss	
Studiengang/Studienfächer	Fachsemester
Regelstudienzeit	
Login-Kennung <b>s01234567</b>	Erstes Passwort <b>wMvPgqcJ</b>
E-Mail-Adresse s01234567@mail.zih.tu-dresden.de	
Identifikationsnummer für Prüfungen 1234567	

Mit dem Login und dem Passwort können Sie unsere Selbstbedienungsfunktionen im Internet nutzen (s.o.). Bitte ändern Sie Ihr Erstpasswort bei der ersten Nutzung!


Diese E-Mail-Adresse wurde für Sie auf dem TU-Server angelegt. Bitte rufen Sie die E-Mails über diese Adresse regelmäßig ab, da es sich dabei auch um wichtige Informationen für Ihr Studium handeln kann. Sie haben die Möglichkeit, die hier eingehenden E-Mails auf eine private Mailadresse umzuleiten. Informieren Sie sich dazu auf den WWW-Seiten des ZIH, A-Z, Stichwort „Mail an eine andere Adresse weiterleiten“.

Die Identifikationsnummer für Prüfungen dient dem Prüfungsamt zur anonymen Bekanntgabe von Prüfungsergebnissen. Achten Sie in Ihrem eigenen Interesse darauf, diese Nummer möglichst geheim zu halten.

*English on the back*



Immatrulations-  
bescheinigung



2. After the matriculation and receiving your login; you have to make a new password.

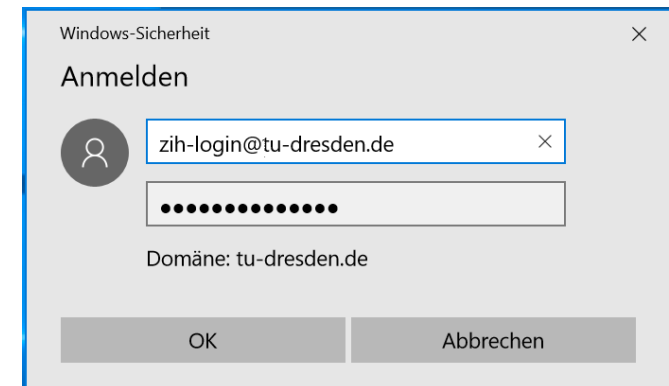
Login with the following link and change your password under **password management**

<https://idm-service.tu-dresden.de/>

3. After sending your new password the activation of your ZIH-login is successful.
4. This Login allows you access to following:  
your personal e-mail, using the TU-WLAN “eduroam”,  
using the PC-pool, VPN, TU cloud store, identification on  
many websites as student (e.g. Nextbike) →  
*Cloudstore*: offer of the Uni → safeguarded cloud with 2 GB memory,  
Google TUD Cloudstore, registration with ZIH-Login

## WLAN "eduroam"

1. Search WLAN; registration was till now with just the ZIH-login but this doesn't work on some devices anymore.
2. Create own WLAN password:  
[https://selfservice.zih.tu-dresden.de/l/index.php/pswd/service\\_passwords](https://selfservice.zih.tu-dresden.de/l/index.php/pswd/service_passwords)
3. Login with "ZIH-Login@tu-dresden.de" and own password
4. If that doesn't work ...



... there is either your new password not yet updated, which might take a little while; OR you download the “CAT app” and use it to gain access

<https://cat.eduroam.org/?idp=5916>

If you have complicated questions you can find on a TU website a good instruction on how to install eduroam on your devices

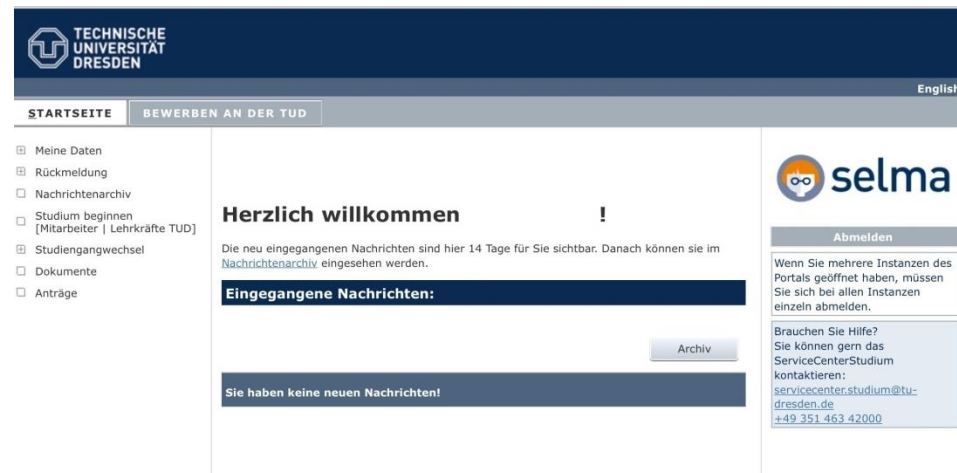
→ **VPN:** Virtual Privat Network; gives you access on internal websites and documents even when you’re at home

Within the SLUB and the university you have access to these websites through eduroam. There is the WebVPN and the direct VPN which uses the program “Cisco Any Connect”.

# SELMA

Website for managing your personal data on the TU server.  
There you can find your enrolment papers and some other papers in digital form.  
In the future SELMA should replace HISQIS.

1. Google "Selma TUD"
2. Login with ZIH-Login
3. Access to personal data and papers in the respective menu points



The screenshot shows the SELMA website interface. At the top, there is a dark blue header with the TU Dresden logo and the text "TECHNISCHE UNIVERSITÄT DRESDEN". To the right of the header, there is a language selector set to "English". Below the header, there are two navigation tabs: "STARTSEITE" and "BEWERBEN AN DER TUD". The main content area is divided into a left sidebar and a main panel. The sidebar contains a list of menu items with checkboxes: "Meine Daten", "Rückmeldung", "Nachrichtenarchiv", "Studium beginnen [Mitarbeiter | Lehrkräfte TUD]", "Studiengangwechsel", "Dokumente", and "Anträge". The main panel displays a welcome message: "Herzlich willkommen !" followed by a notice: "Die neu eingegangenen Nachrichten sind hier 14 Tage für Sie sichtbar. Danach können sie im Nachrichtenarchiv eingesehen werden." Below this, there is a section titled "Eingegangene Nachrichten:" with an "Archiv" button. At the bottom of the main panel, a dark blue bar states "Sie haben keine neuen Nachrichten!". On the right side of the interface, there is a "selma" logo and a section titled "Abmelden" with a warning: "Wenn Sie mehrere Instanzen des Portals geöffnet haben, müssen Sie sich bei allen Instanzen einzeln abmelden." Below this, there is a "Brauchen Sie Hilfe?" section with contact information: "Sie können gern das ServiceCenterStudium kontaktieren: servicecenter.studium@tu-dresden.de +49 351 463 42000".



## Uni Mail

Emails in the university, like from a professor are sent to this mail address. Respectively if you write an internal mail (e.g. to the examination office or a lecturer) you should use this mail

1. Access with following link: <https://msx.tu-dresden.de/>
2. As the access with Outlook isn't optimal there is the possibility to arrange a redirection to an other address of yours.

There are plenty good instruction on the internet on how to set up such a redirection for multiple mail addresses and different devices.

<https://tu-dresden.de/zih/dienste/service-katalog/zusammenarbeiten-und-forschen/groupware/exchange#section-1>

→ Recommendation: app **Uni NOW**: Mail, grades, timetable compact as an app

## OPAL

"Online Plattform für Akademisches Lehren & Lernen"; here you can find your scriptures and other materials for your lectures

1. Google "OPAL TU Dresden" and login with ZIH-Login
2. Course selection is with the respective abbreviation of the lecture or at the homepage of the faculty for hydro science

3. To gain access to the material you need to subscribe the course. After you've done this you'll also receive mails with any new information given by the lecturer.
4. Sometimes the material is password protected; those will be given at the first lecture of a semester.



## Sport

The TU Dresden lets you chose form a big pool of sport courses collected in the USZ.

1. Google "USZ TU Dresden"
2. Strife through the selection of sport courses and have some favourites ready for the registration.
3. Use the course "Account für schnelle Anmeldung" to be faster when the time of registration arrives. The courses will be opened on a specific time and some of them are full within the first minute.
4. Look out for the exact opening times and be ready at best with an already registered account.

## LSK Online –language courses

Registration and deregistration, managing and grades as well as attendance certificate of the language courses

1. Google “LSK Online TU Dresden”; login with ZIH-login
2. Different menus for grades, certificates and registered courses
3. Registration:  
*Einschreibung → Sprache wählen → Niveau auswählen  
(Caution: for higher level of the language, most of the time there is an entrance test!)  
→ decide for any of the available courses and registrate or use the waiting list if it’s already full*

## DATES:

**Registration:** 01.10.2019 – 16.10.2019

allocation of remaining seats 16.10.2019 at 16:00  
(waiting lists!)

**Begin of lectures:** 21.10.2019

If there's no seat available in the course of interest, you can contact the instructor or you can go to the first lecture. Sometimes there will be a seat available then.

# HISQIS

Online platform for exam registration and for grade overview

1. Google "Hisqis TU Dresden" and login with ZIH-Login
2. Read and accept terms of use
3. In different menu points you can register and unregister for the different exams and view the respective grades
4. Exam registration is possible for 2 weeks and usually starts 3 weeks before the exams
5. After you unregister an exam you can't register it again in this semester, but you can unregister even a few days before the exam  
(read terms of content)



- Prüfungsan- und -abmeldung
- Angemeldete Prüfungen (Kontrollansicht, HTML, PDF)
- Prüfungsbescheinigungen (HTML, PDF)
- Passwort ändern
- Abmelden

## Prüfungsanmeldung:

 **Bachelor Hydrowissenschaften 2017**

 **Gesamtes Studium**

 **10000 Pflichtbereich Allgemeine Grundlagen**

 **30000 Pflichtbereich Vertiefungsrichtung Wasserwirtschaft**

 **80000 Wahlpflichtbereich**

## Microsoft Office

Als Studierender der TU Dresden kann man bei CAMPUS SACHSEN ein kostenloses Microsoft Office Paket downloaden und nutzen.

Dieses enthält: Word, PowerPoint, Excel, Outlook, Access

Erhalt mit gültigem ZIH-Login möglich.

1. Googeln Office TUD, ersten Link zu Campus Sachsen anklicken
2. Office 365 (für ein Jahr, dann erneute Anmeldung erforderlich) für Studierende auswählen
3. Sehr guter Anleitung zum Download folgen

Bei weiteren Fragen könnt ihr euch gern  
immer an den FSR wenden!

