

Optimizing the distribution of hydrogen production: Evaluation of centralized vs. decentralized approaches from an energy system perspective based on the case of Germany

Enerday 2024, Dresden, 12 April 2024

Nikita Moskalenko¹, Jonathan Hanto^{1,2}, Enno Wiebrow¹,
Konstantin Löffler^{1,2,3}, Karlo Hainsch^{1,2},

¹TU Berlin, ²EUFL Flensburg, ³NTNU Trondheim

Table of Content



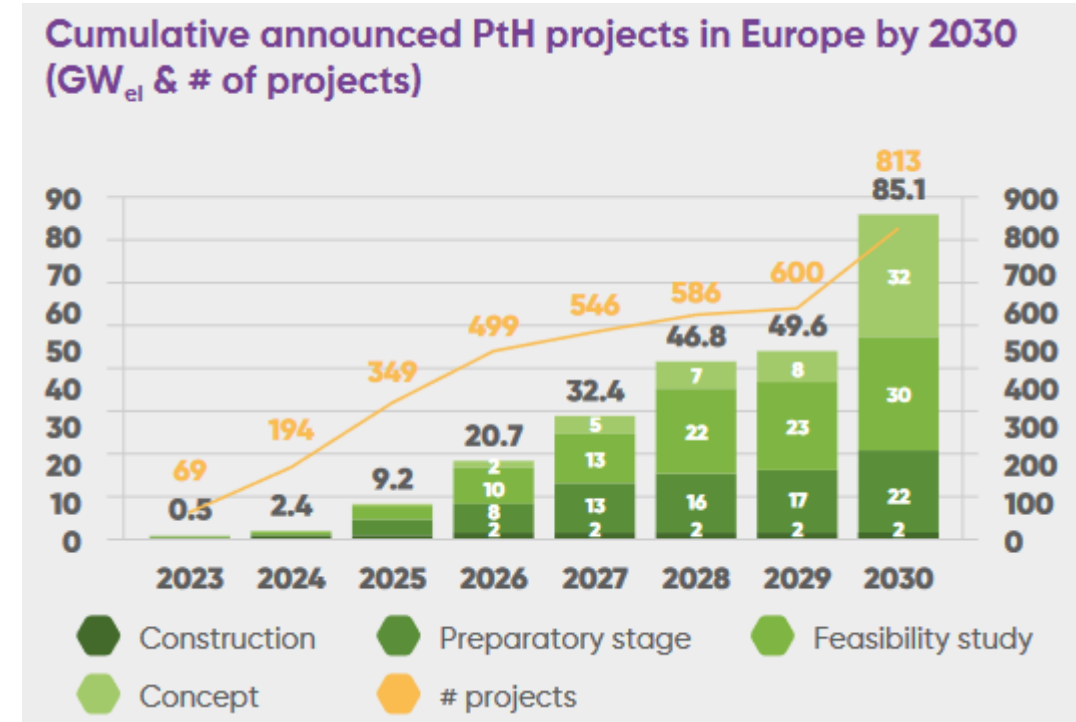
- 1** Motivation & Introduction
- 2** **Methodology:** Case study of Germany
- 3** **Scenario:** Net zero 2045
- 4** **Results & Sensitivities**
- 5** **Conclusion & Outlook**

Motivation & Introduction

Green hydrogen will most likely hold a key role in the European energy system



- REPowerEU aims to produce 10Mt of hydrogen by 2030
- Countries have to plan their respective strategies regarding hydrogen infrastructure
 - Germany: 10GW by 2030
- What is the optimal production strategy?



Source: Hydrogen Europe 2023

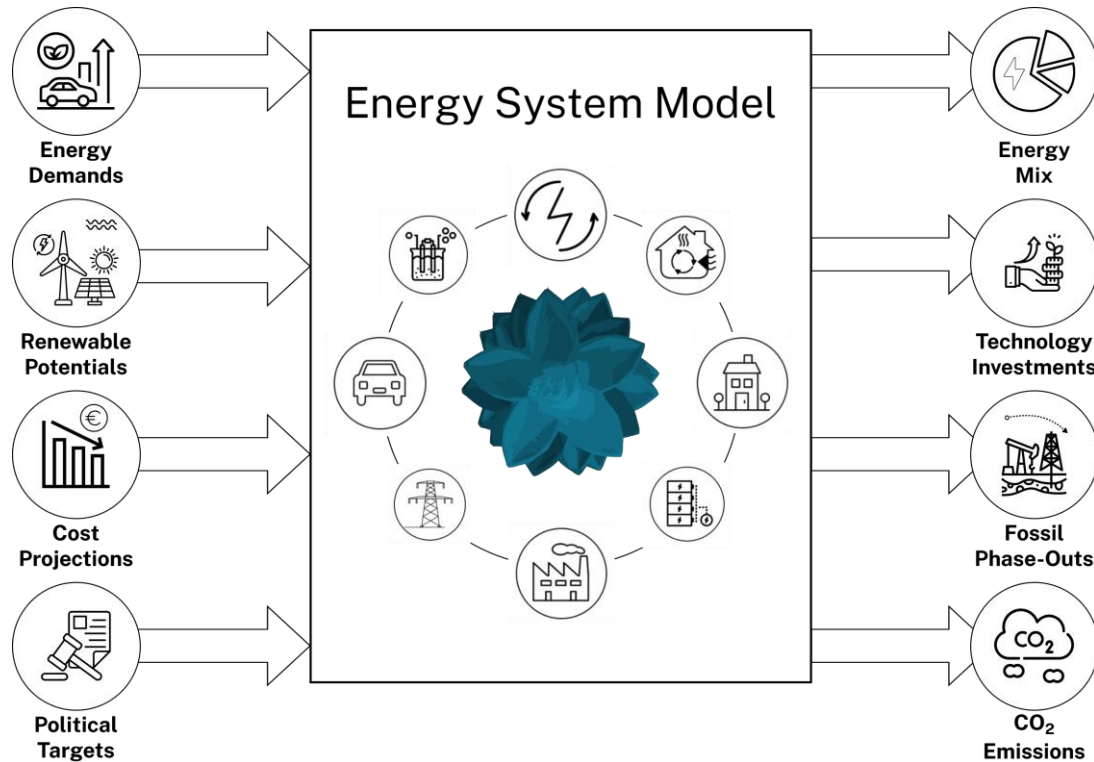
Central or decentral hydrogen production?



- Central: Have centralized production and transport hydrogen to the rest of the country
 - Makes use of high potentials of renewable energy like wind (offshore) or solar
 - Flexibility option and potential of reduced curtailment
 - However need for large scale hydrogen transport infrastructure
- Decentral: Close to demand site
 - Reduces transport costs of hydrogen
 - Waste heat can be used to increase electrolyser efficiency and support decarbonization of heating sector
 - Might need an extension of the electricity grid

Methodology: Case study of Germany

The Global Energy System Model (GENeSYS-MOD)



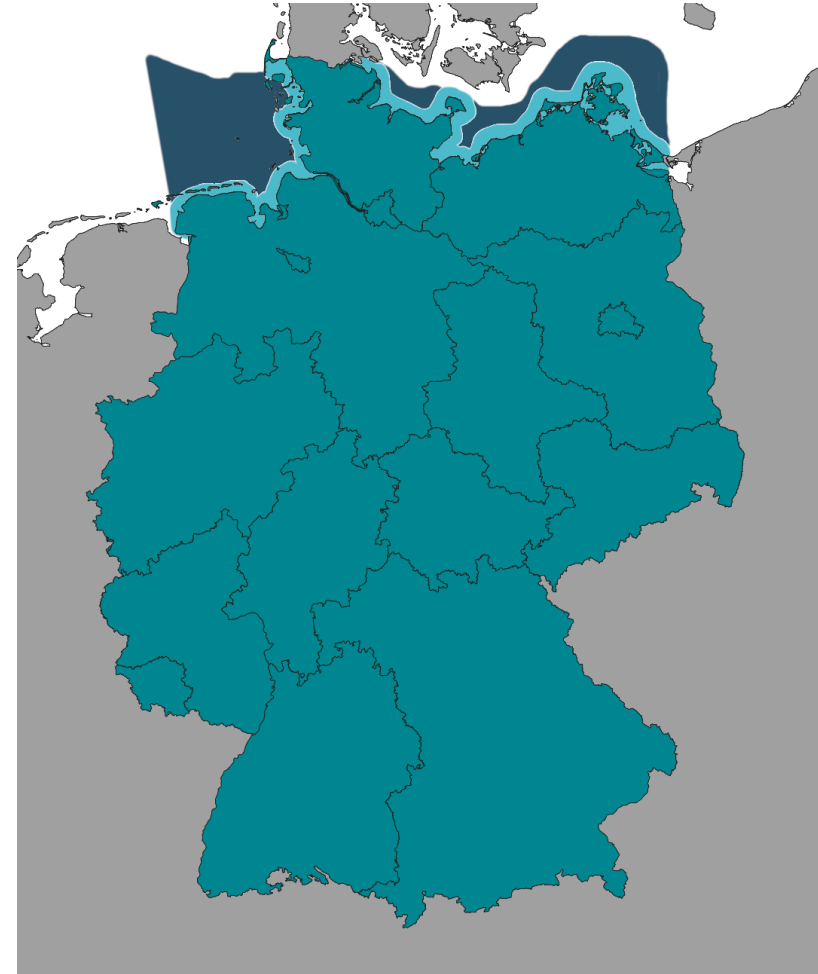
- Based on the Open-Source Energy Modeling System (OSeMOSYS)
 - Enhances the framework with multiple additional features.
- Linear program which optimizes the net present value of a future energy system based on the given assumptions and bounds (cost-optimizing).
- Includes the energy sectors electricity, building, industry, and transport and considers sector-coupling.
- Publicly available to the community with both code and model data [1]

Scenario specific model settings



Spatial and temporal resolution

- Germany disaggregated into 18 regions
- 16 Federal States
- 2 offshore zones
 - North Sea and Baltic Sea
 - Can only build offshore wind and electrolysis capacity
- Hourly time-series for renewable potentials and demands
- Reduced by time-series clustering algorithm[2]
- Results in temporal resolution of every 244th hour (35 time slices)



Scenario: Net zero 2045

A net zero carbon emission energy system by 2045



Political goals

- Electricity sector will be decarbonized by 2035
 - 80% RES by 2030
- Heating sector with 50% RES by 2030
- 10 GW of electrolysis capacity by 2030
- 70 GW offshore wind capacity by 2045

Model cases

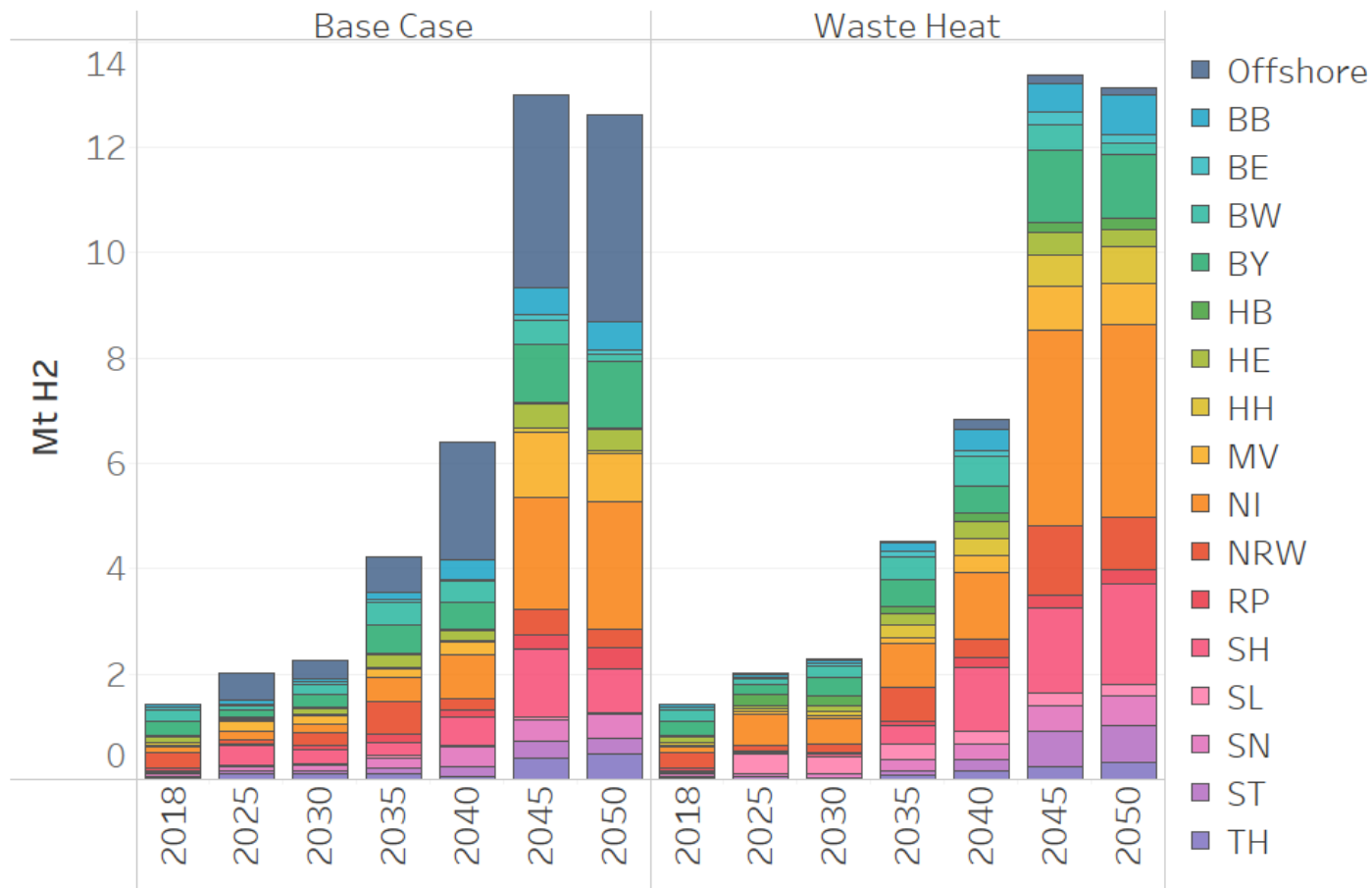
- Base Case with political goals
 - Serves as a reference
- Waste Heat Case
 - Inclusion of electrolyser waste heat usage, to maximize electrolysis efficiency
- Sensitivities regarding electrolyser capital costs and transport costs of hydrogen and electricity

Results & Sensitivities

Inclusion of electrolysis waste heat shifts hydrogen production towards inland



Hydrogen production

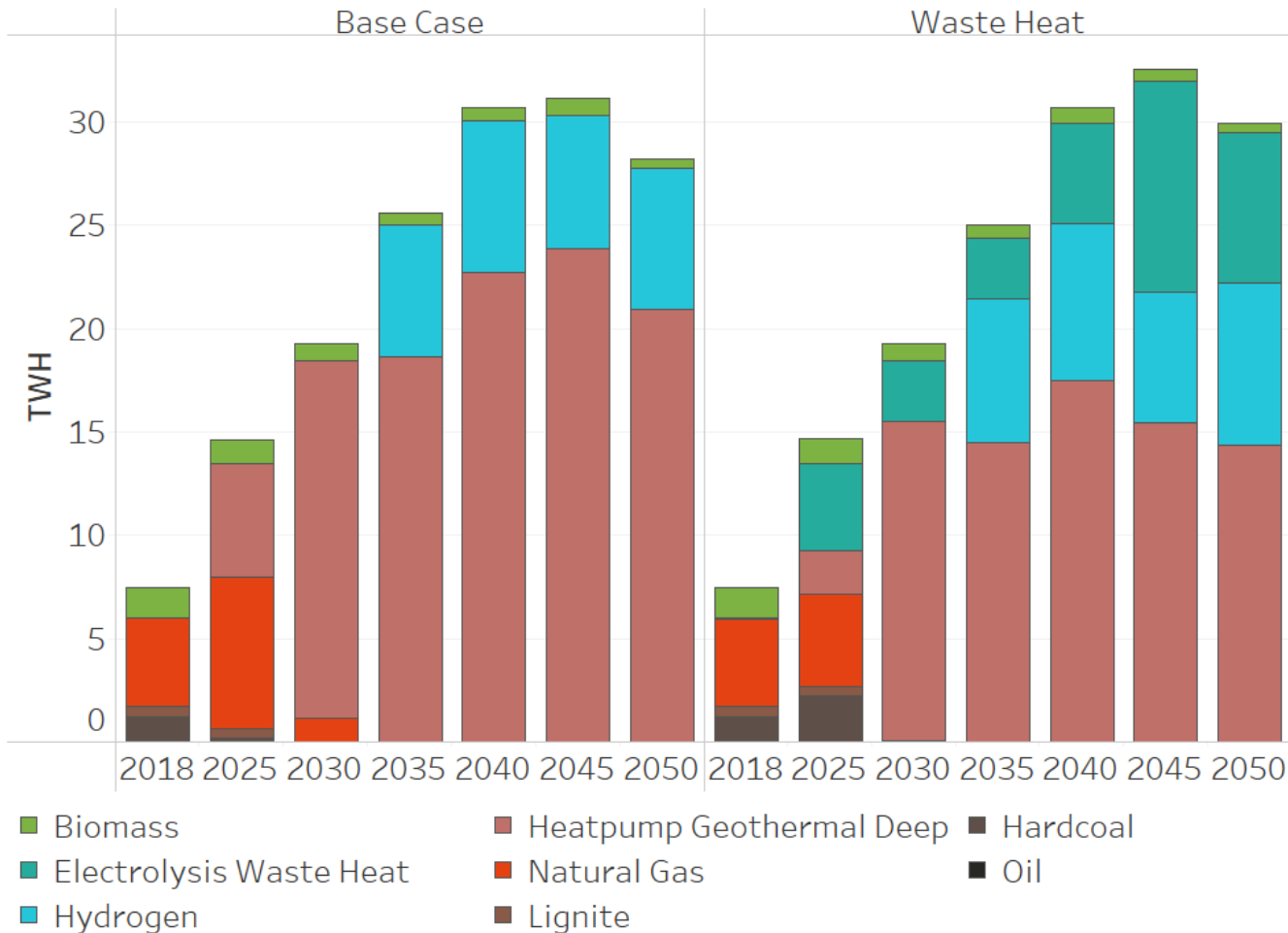


- Offshore zones make up ~30% of hydrogen production in Base Case in 2050
- Shift towards inland hydrogen production with the introduction of electrolyser waste heat usage
- Hydrogen transport infrastructure reduced by 30%, in a decentral approach
 - Electricity grid expansion increased by only 4%

Electrolyser waste heat becomes a major district heat provider



Composition of District Heating

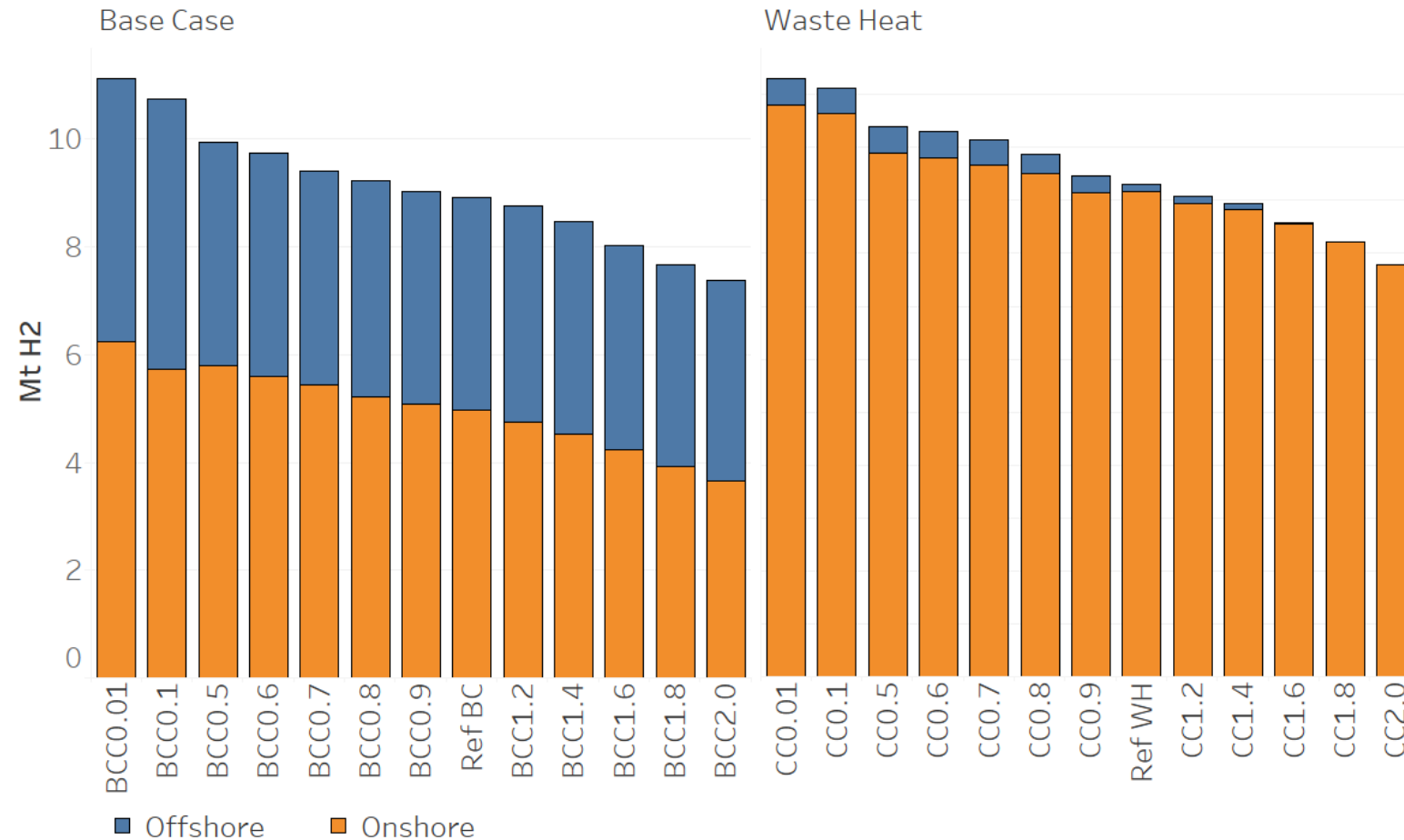


- Around 25% of district heat is provided by electrolyser waste heat
- Electrolyser waste heat replaces more expensive technologies
- Overall amount of district heating does not change much

Capital costs have a strong effect on hydrogen production



Cummulative hydrogen production for different capital costs

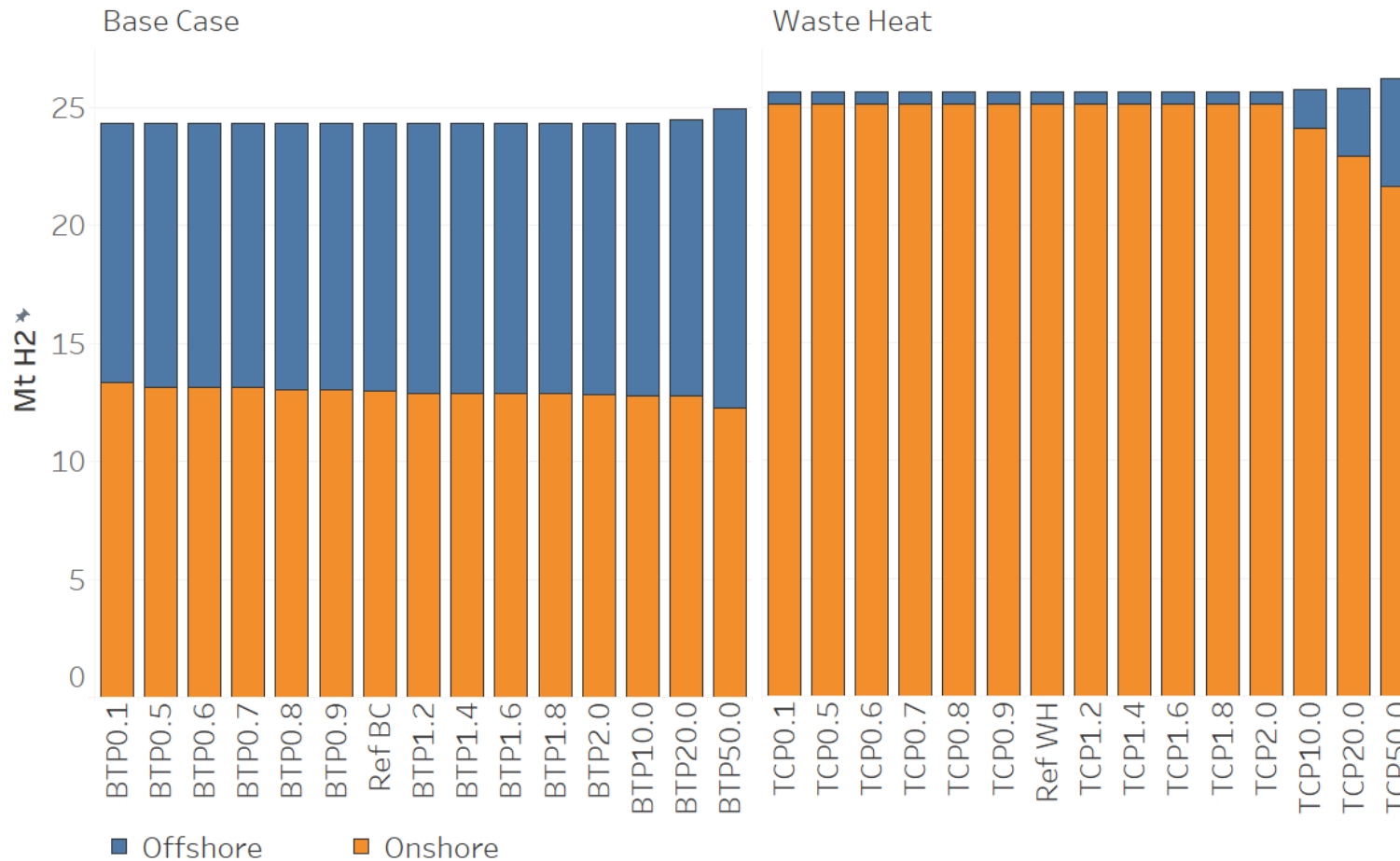


- Base Case shows increased share of offshore hydrogen production with increasing capital costs
- With use of waste heat, offshore hydrogen production is not cost-efficient enough with increasing capital costs

Costs for electricity transmission have little influence on the hydrogen production



Cummulative hydrogen production for different power transport costs

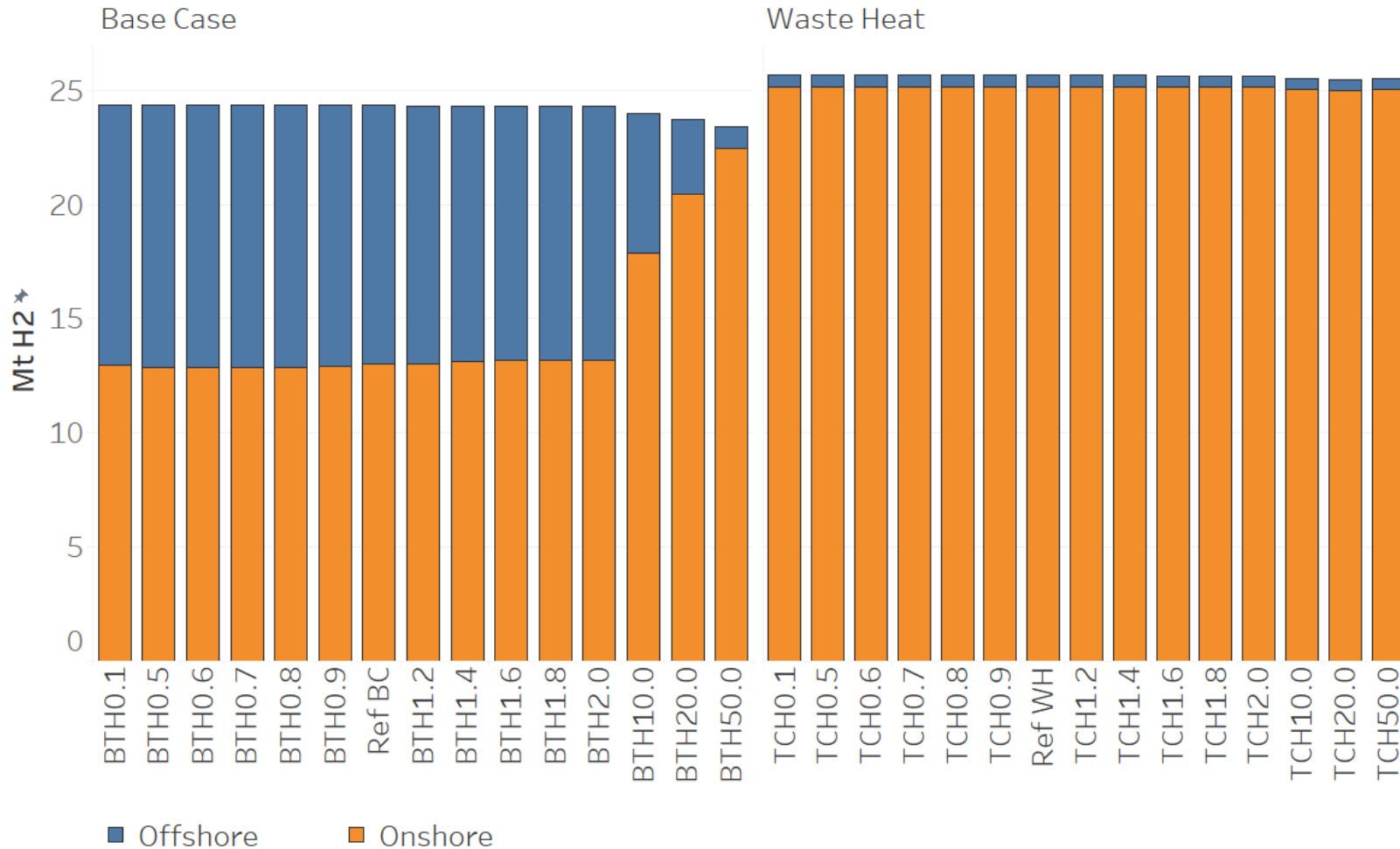


- Change is only noticeable from an increase of factor 10 upwards in both cases
- The reason for this is the high availability of electricity supply in every region

Transportation costs for hydrogen only impact the Base Case



Cummulative hydrogen production for different hydrogen transport costs



- With high enough transportation costs, the share of offshore hydrogen production is reduced
- Due to the close vicinity of electrolyzers to the demand-site, transportation costs have no influence on the case with waste heat usage

Conclusion & Outlook

Preliminary results show a preference towards decentralized hydrogen production



- Without the use of electrolyser waste heat, high potentials of offshore wind are used to produce hydrogen in the offshore zones
- However, the introduction of waste heat usage shifts the production (almost) completely towards the inland
- Capital costs of electrolysers influence the proportion between offshore and onshore hydrogen production
- The increased efficiency of the electrolysers make them cost-optimal and inelastic regarding transport costs of hydrogen and electricity

Limitations and further research



- The spatial resolution limits the analysis of the transmission grid of electricity and hydrogen
- Water availability can limit the build up of electrolysis capacity especially in the later years
- Currently only alkaline electrolysis is used, other types as SOEC and PEM should be added
- Further insights from the results and sensitivities are to be gained

**Thank you for your attention.
Questions?**

Nikita Moskalenko, M.Sc.

Technische Universität Berlin
Fachgebiet Wirtschafts- und Infrastrukturpolitik (WIP)
Online: tu.berlin/wip
E-Mail: nim@wip.tu-berlin.de

References



[1]: <https://git.tu-berlin.de/genesysmod/genesys-mod-public/-/releases/genesysmod3.0>

[2]: Gerbaulet, C., Lorenz, C., 2017. dynELMOD: A Dynamic Investment and Dispatch Model for the Future European Electricity Market. DIW Berlin, Data Documentation No. 88. DIW Berlin. Berlin, Germany. URL: https://www.diw.de/sixcms/detail.php?id=diw_01.c.558131.de.