

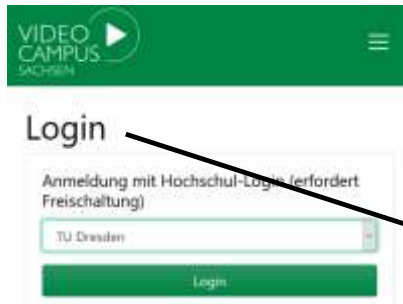
The imbedded video streams of this document are hosted by "video campus Saxony". Before starting the lecture please logon with your ZIH ID and password here:

# Vacuum Technology WS 20/21 Virtually presented Lecture 10, Jan. 11, 2021

Prof. Dr. Johann W. Bartha

Inst. f. Halbleiter und Mikrosystemtechnik  
Technische Universität Dresden

After Login at VCS Start watching 1'st stream of the lecture here



Just click on the Login above, it brings you to the web-page



"VT L10 a 20:15

This document including the  
contained video streams is only  
available to students of the lecture  
„Vacuum Technology“  
at TU-Dresden.

It must not be copied and published  
outside of TUD!

It is intended for  
**TUD internal use only!**

## 0. Introduction

Air pressure as a force to the walls of an empty container

## 1. Gas kinetic

Pressure as momentum transfer, Mol & Molvolume, Pressure units Partial pressure, Boltzmann Velocity&Energy distribution, Impingement rate, monolayer coverage time, mean free path collision rate

## 2. Pressure Ranges

Viscous, Knudsen, Molecular flow, Rough-, Medium-, High-, Ultrahigh-Vacuum, Heat conduction

## 3. Vacuum technical terms

Pumping speed, pumping power, gas-flow, residence time, gas flow conduction, impact on tube dimension

## 4. Vacuum generation

## 5. Pressure measurement

## 0. Introduction

Air pressure as a force to the walls of an empty container

### 1. Gas kinetic

Pressure as momentum transfer, Mol & Molvolume, Pressure units Partial pressure, Boltzmann Velocity&Energy distribution, Impingement rate, monolayer coverage time, mean free path collision rate

### 2. Pressure Ranges

Viscous, Knudsen, Molecular flow, Rough-, Medium-, High-, Ultrahigh-Vacuum, Heat conduction

### 3. Vacuum technical terms

Pumping speed, pumping power, gas-flow, residence time, gas flow conduction, impact on tube dimension

### 4. Vacuum generation

### 5. Pressure measurement



Pumping speed  $S = \Delta V / \Delta t$  for example in l/s or in  $\text{m}^3/\text{h}$

Pumping- throughput or power  $Q = \Delta(P \cdot V) / \Delta t = P \cdot S$  for example in  $[\text{mBar} \cdot \text{l/s}]$

$1 \text{ sccm} = 1,8 \text{ Pa} \cdot \text{l/s} = 18 \cdot 10^{-3} \text{ m} \cdot \text{Bar} \cdot \text{l/s} = 2,89 \cdot 10^{19} \text{ Particle / min}$

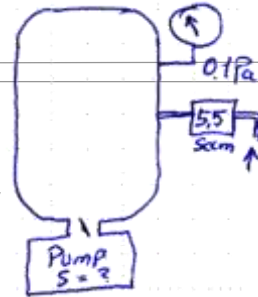
Residence Time  $T_R = V/S = P \cdot V / P \cdot S = P \cdot V / Q$

## 0. Introduction

Air pressure as a force to the walls of an empty container

### 1. Gas kinetic

Pressure as momentum transfer, Mol & Molvolume, Pressure units Partial pressure, Boltzmann Velocity & Energy distribution, Impingement rate, monolayer coverage time, mean free path collision rate



### 2. Pressure Ranges

Viscous, Knudsen, Molecular flow, Rough-, Medium-, High-, Ultrahigh-Vacuum, Heat conduction

### 3. Vacuum technical terms

Pumping speed, pumping power, gas-flow, residence time, gas flow conduction, impact on tube dimension

### 4. Vacuum generation

### 5. Pressure measurement

Pumping speed  $S = \Delta V / \Delta t$  for example in l/s or in  $\text{m}^3/\text{h}$

Pumping-throughput or power  $Q = \Delta(P \cdot V) / \Delta t = P \cdot S$  for example in  $[\text{mBar} \cdot \text{l/s}]$

$1 \text{ sccm} = 1,8 \text{ Pa} \cdot \text{l/s} = 18 \cdot 10^{-3} \text{ m} \cdot \text{Bar} \cdot \text{l/s} = 2,89 \cdot 10^{19} \text{ Particle / min}$

Residence Time  $T_R = V/S = P \cdot V / P \cdot S = P \cdot V / Q$

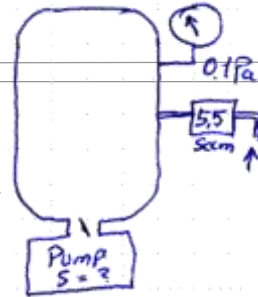


## 0. Introduction

Air pressure as a force to the walls of an empty container

## 1. Gas kinetic

Pressure as momentum transfer, Mol & Molvolume, Pressure units Partial pressure, Boltzmann Velocity & Energy distribution, Impingement rate, monolayer coverage time, mean free path collision rate



## 2. Pressure Ranges

Viscous, Knudsen, Molecular flow, Rough-, Medium-, High-, Ultrahigh-Vacuum, Heat conduction

## 3. Vacuum technical terms

Pumping speed, pumping power, gas-flow, residence time, gas flow conduction, impact on tube dimension

## 4. Vacuum generati

## 5. Pressure measur



Pumping speed  $S = \Delta V / \Delta t$  for example in l/s or in  $\text{m}^3/\text{h}$

Pumping-throughput or power  $Q = \Delta(P \cdot V) / \Delta t = P \cdot S$  for example in  $[\text{mBar} \cdot \text{l}/\text{s}]$

$1 \text{ sccm} = 1,8 \text{ Pa} \cdot \text{l}/\text{s} = 18 \cdot 10^{-3} \text{ m} \cdot \text{Bar} \cdot \text{l}/\text{s} = 2,89 \cdot 10^{19} \text{ Particle} / \text{min}$

Residence Time  $T_R = V/S = P \cdot V / P \cdot S = P \cdot V / Q$

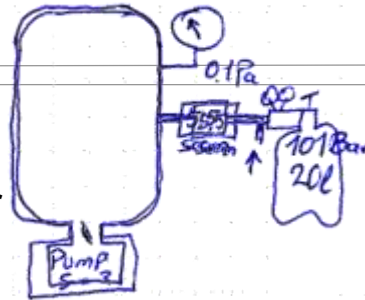


## 0. Introduction

Air pressure as a force to the walls of an empty container

## 1. Gas kinetic

Pressure as momentum transfer, Mol & Molvolume, Pressure units Partial pressure, Boltzmann Velocity&Energy distribution, Impingement rate, monolayer coverage time, mean free path collision rate



## 2. Pressure Ranges

Viscous, Knudsen, Molecular flow, Rough-, Medium-, High-, Ultrahigh-Vacuum, Heat conduction

## 3. Vacuum technical terms

Pumping speed, pumping power, gas-flow, residence time, gas flow conduction, impact on tube dimension

## 4. Vacuum generati

## 5. Pressure measur



Pumping speed  $S = \Delta V / \Delta t$  for example in l/s or in  $\text{m}^3/\text{h}$

Pumping- throughput or power  $Q = \Delta(P \cdot V) / \Delta t = P \cdot S$  for example in  $[\text{mBar} \cdot \text{l}/\text{s}]$

$1 \text{ sccm} = 1,8 \text{ Pa} \cdot \text{l}/\text{s} = 18 \cdot 10^{-3} \text{ m} \cdot \text{Bar} \cdot \text{l}/\text{s} = 2,89 \cdot 10^{19} \text{ Particle} / \text{min}$

Residence Time  $T_R = V/S = P \cdot V / P \cdot S = P \cdot V / Q$

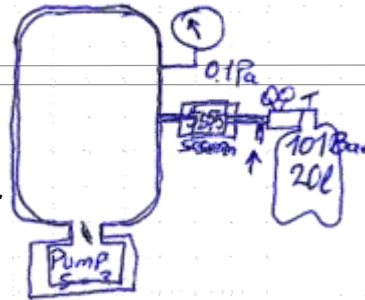


# 0. Introduction

Air pressure as a force to the walls of an empty container

## 1. Gas kinetic

Pressure as momentum transfer, Mol & Molvolume, Pressure units Partial pressure, Boltzmann Velocity & Energy distribution, Impingement rate, monolayer coverage time, mean free path collision rate

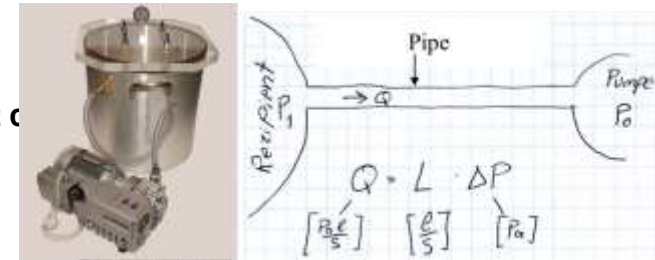


## 2. Pressure Ranges

Viscous, Knudsen, Molecular flow, Rough-, Medium-, High-, Ultrahigh-Vacuum, Heat c

## 3. Vacuum technical terms

Pumping speed, pumping power, gas-flow, residence time, gas flow conduction, impact on tube dimension



## 4. Vacuum generati

## 5. Pressure measur



Pumping speed  $S = \Delta V / \Delta t$  for example in l/s or in  $m^3/h$

Pumping- throughput or power  $Q = \Delta(P \cdot V) / \Delta t = P \cdot S$  for example in [mBar·l/s]

1 sccm = 1,8 Pa·l/s =  $18 \cdot 10^{-3} m \cdot Bar \cdot l/s = 2,89 \cdot 10^{19} Particle / min$

Residence Time  $T_R = V/S = P \cdot V / P \cdot S = P \cdot V / Q$

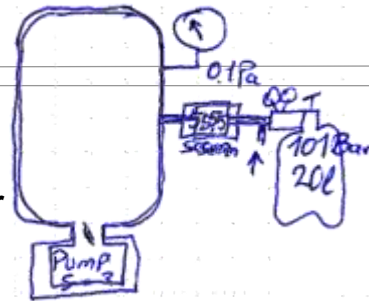


# 0. Introduction

Air pressure as a force to the walls of an empty container

## 1. Gas kinetic

Pressure as momentum transfer, Mol & Molvolume, Pressure units Partial pressure, Boltzmann Velocity, Impingement rate, monolayer coverage time, mean free path collision rate



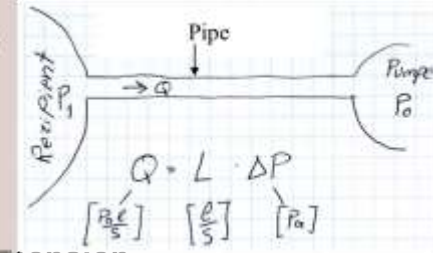
## 2. Pressure Ranges

Viscous, Knudsen, Molecular flow, Rough-, Medium-, High-, Ultrahigh-Vacuum, Heat c

## 3. Vacuum technical terms

Pumping speed, pumping power, gas-flow, residence time, gas flow conduction, impact on tube dimension

$$\frac{1}{S_{eff}} = \frac{1}{S_p} + \frac{1}{L}$$



## 4. Vacuum generation

## 5. Pressure measurement



Pumping speed  $S = \Delta V / \Delta t$  for example in l/s or in m<sup>3</sup>/h

Pumping-throughput or power  $Q = \Delta(P \cdot V) / \Delta t = P \cdot S$  for example in [mBar·l/s]

1 sccm = 1,8 Pa·l/s = 18 · 10<sup>-3</sup> m·Bar·l/s = 2,89 · 10<sup>19</sup> Particle / min


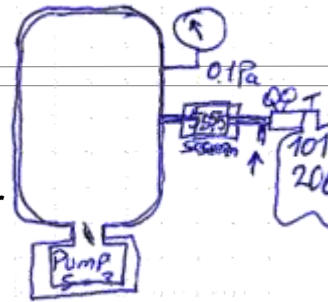
Residence Time  $T_R = V / S = P \cdot V / P \cdot S = P \cdot V / Q$

# 0. Introduction

Air pressure as a force to the walls of an empty container

## 1. Gas kinetic

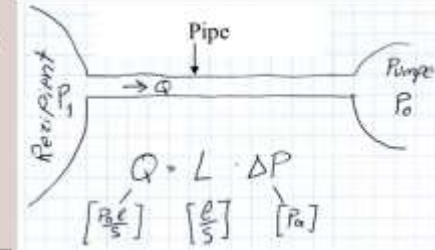
Pressure as momentum transfer, Mol & Molvolume, Pressure units Partial pressure, Boltzmann Velocity Impingement rate, monolayer coverage time, mean free path collision rate



$$\frac{1}{S_{eff}} = \frac{1}{S_p} + \frac{1}{L}$$

## 2. Pressure Ranges

Viscous, Knudsen, Molecular flow, Rough-, Medium-, High-, Ultrahigh-Vacuum, Heat c



## 3. Vacuum technical terms

Pumping speed, pumping power, gas-flow, residence time, gas flow conduction, impact on tube dimension

## 4. Vacuum generati

## 5. Pressure measur



Pumping speed  $S = \Delta V / \Delta t$  for example in l/s or in m<sup>3</sup>/h

Pumping-throughput or power  $Q = \Delta(P \cdot V) / \Delta t = P \cdot S$  for example in [mBar·l/s]

1 sccm = 1,8 Pa·l/s = 18 · 10<sup>-3</sup> m·Bar·l/s = 2,89 · 10<sup>19</sup> Particle / min

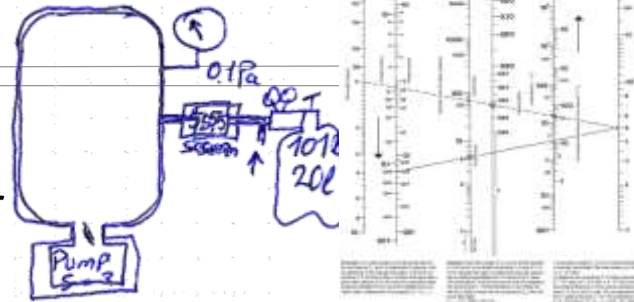
Residence Time  $T_R = V / S = P \cdot V / P \cdot S = P \cdot V / Q$

# 0. Introduction

Air pressure as a force to the walls of an empty container

## 1. Gas kinetic

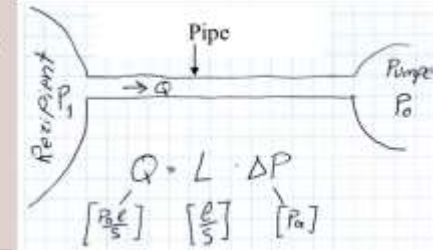
Pressure as momentum transfer, Mol & Molvolume, Pressure units Partial pressure, Boltzmann Velocity Impingement rate, monolayer coverage time, mean free path collision rate



$$\frac{1}{S_{eff}} = \frac{1}{S_p} + \frac{1}{L}$$

## 2. Pressure Ranges

Viscous, Knudsen, Molecular flow, Rough-, Medium-, High-, Ultrahigh-Vacuum, Heat c



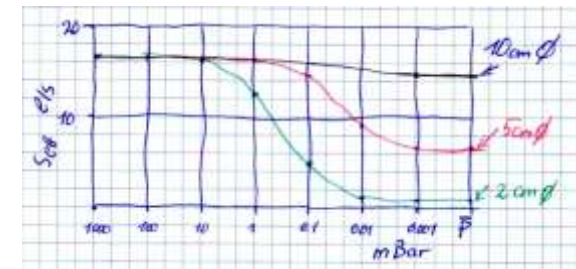
## 3. Vacuum technical terms

Pumping speed, pumping power, gas-flow, residence time, gas flow conduction, impact on tube dimension

## 4. Vacuum generation



## 5. Pressure measurement



Pumping speed  $S = \Delta V / \Delta t$  for example in l/s or in m<sup>3</sup>/h

Pumping-throughput or power  $Q = \Delta(P \cdot V) / \Delta t = P \cdot S$  for example in [mBar·l/s]

1 sccm = 1,8 Pa·l/s = 18 · 10<sup>-3</sup> m·Bar·l/s = 2,89 · 10<sup>19</sup> Particle / min

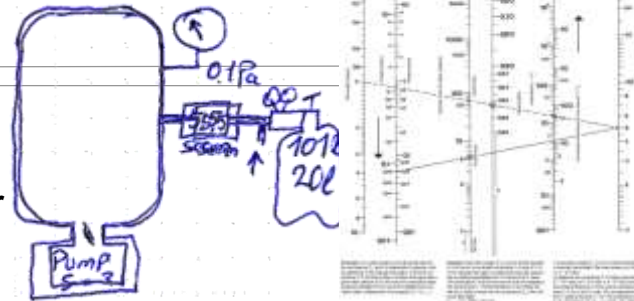
Residence Time  $T_R = V / S = P \cdot V / P \cdot S = P \cdot V / Q$

# 0. Introduction

Air pressure as a force to the walls of an empty container

## 1. Gas kinetic

Pressure as momentum transfer, Mol & Molvolume, Pressure units Partial pressure, Boltzmann Velocity Impingement rate, monolayer coverage time, mean free path collision rate



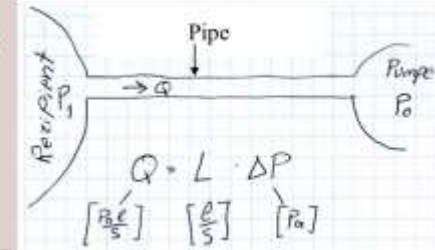
## 2. Pressure Ranges

Viscous, Knudsen, Molecular flow, Rough-, Medium-, High-, Ultrahigh-Vacuum, Heat c

## 3. Vacuum technical terms

Pumping speed, pumping power, gas-flow, residence time, gas flow conduction, impact on tube dimension

$$\frac{1}{S_{eff}} = \frac{1}{S_p} + \frac{1}{L}$$

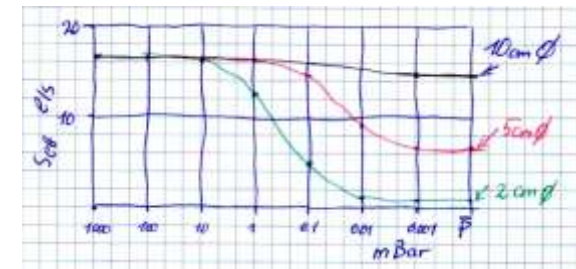


## 4. Vacuum generation

## 5. Pressure measurement



- Pumping speed,
- Pumping power,
- Gas flow,
- Residence Time,
- Gas flow conductance L



Pumping speed  $S = \Delta V / \Delta t$  for example in l/s or in m<sup>3</sup>/h

Pumping-throughput or power  $Q = \Delta(P \cdot V) / \Delta t = P \cdot S$  for example in [mBar·l/s]

1 sccm = 1,8 Pa·l/s = 18 · 10<sup>-3</sup> m·Bar·l/s = 2,89 · 10<sup>19</sup> Particle / min


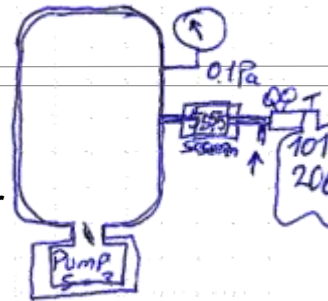
Residence Time  $T_R = V / S = P \cdot V / P \cdot S = P \cdot V / Q$

# 0. Introduction

Air pressure as a force to the walls of an empty container

## 1. Gas kinetic

Pressure as momentum transfer, Mol & Molvolume, Pressure units Partial pressure, Boltzmann Velocity Impingement rate, monolayer coverage time, mean free path collision rate



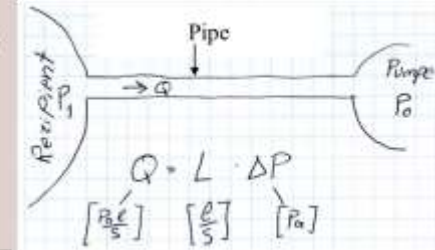
$$\frac{1}{S_{eff}} = \frac{1}{S_p} + \frac{1}{L}$$

## 2. Pressure Ranges

Viscous, Knudsen, Molecular flow, Rough-, Medium-, High-, Ultrahigh-Vacuum, Heat c

## 3. Vacuum technical terms

Pumping speed, pumping power, gas-flow, residence time, gas flow conduction, impact on tube dimension



$$Q = L \cdot \Delta P$$

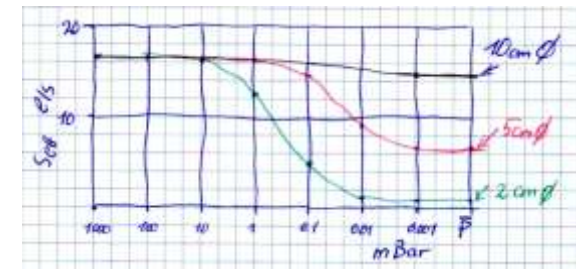
$\left[ \frac{Pa \cdot l}{s} \right]$      $\left[ \frac{l}{s} \right]$      $[Pa]$

## 4. Vacuum generation

## 5. Pressure measurement



Pumping speed,  
Pumping power,  
Gas flow,  
Residence Time,  
Gas flow conductance L



Pumping speed  $S = \Delta V / \Delta t$  for example in l/s or in m<sup>3</sup>/h


Pumping-throughput or power  $Q = \Delta(P \cdot V) / \Delta t = P \cdot S$  for example in [mBar·l/s]

1 sccm = 1,8 Pa·l/s = 18 · 10<sup>-3</sup> m·Bar·l/s = 2,89 · 10<sup>19</sup> Particle / min


Residence Time  $T_R = V / S = P \cdot V / P \cdot S = P \cdot V / Q$

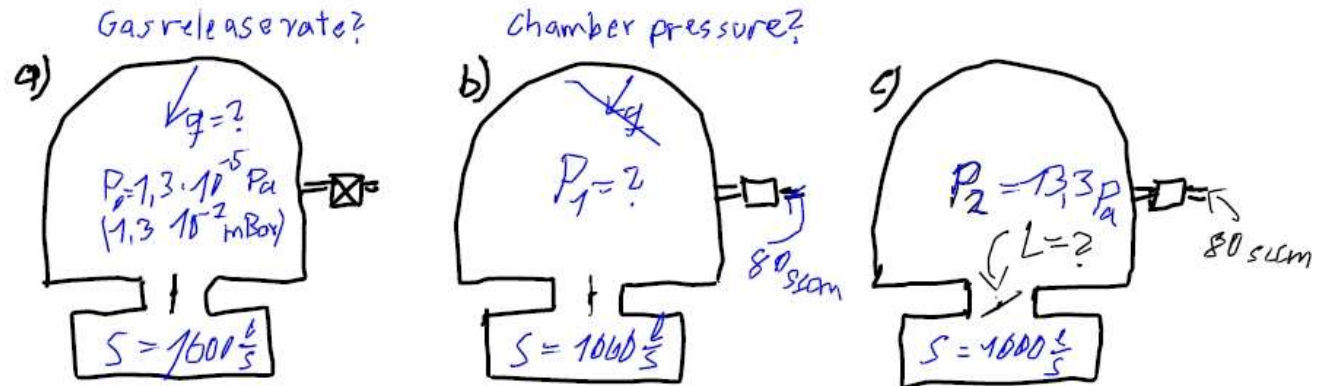


"VTL10 b 22:50



"VTL10 b 22:50





$$q = P_0 \cdot S$$

$$q = 1,3 \cdot 10^{-2} \frac{\text{Pa} \cdot \text{l}}{\text{s}}$$

$$q = 7,2 \cdot 10^{-3} \text{ sccm}$$

$$q = 2,1 \cdot 10^{17} \frac{\text{Particels}}{\text{min}}$$

$$P_1 = \frac{Q}{S}$$

$$80 \text{ sccm} \hat{=} 144 \frac{\text{Pa} \cdot \text{l}}{\text{s}}$$

$$P_1 = 0,144 \text{ Pa}$$

$$Q = L \cdot \Delta P \leftarrow 13,3 \text{ Pa}$$

$$L = \frac{Q}{\Delta P} = \frac{144 \text{ Pa} \cdot \text{l}}{13,3 \text{ Pa} \cdot \text{s}}$$

$$L = 10,8 \frac{\text{l}}{\text{s}}$$

Which is the effective pumping speed in combination Pump/Valve?

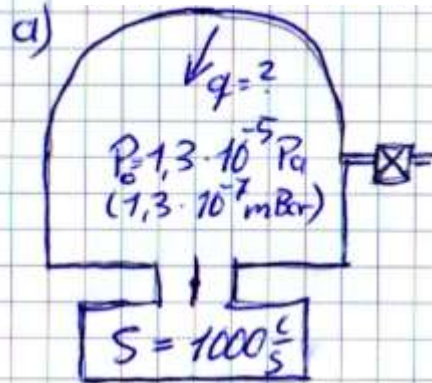
$$S_{\text{eff}} = 10,7 \frac{\text{l}}{\text{s}}$$

$$\frac{1}{S_{\text{eff}}} = \frac{1}{L} + \frac{1}{S_p}$$



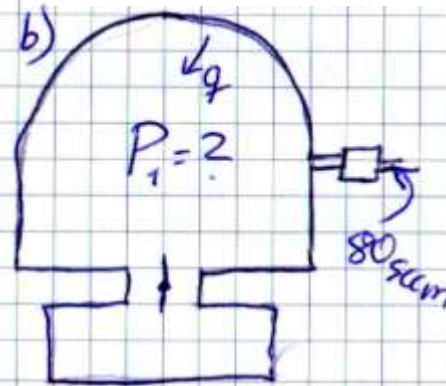
# Process flow in a chamber using a gas inlet:

Gas release rate?



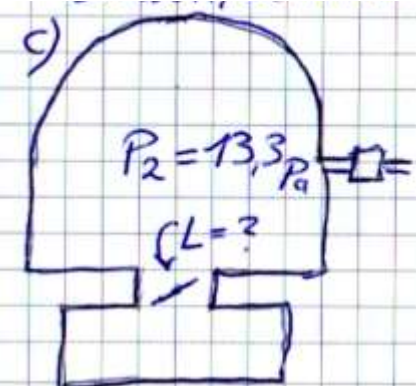
Pumpdown to base pressure:  
 $1.3 \cdot 10^{-5}$  is obtained

Chamber pressure?



Activation of the gas flow  
of 80 sccm

Conduction of the throttle?



Activation of the throttle  
valve to adjust the  
process pressure 13.3 Pa

$$q = P_0 \cdot S$$

$$q = 1,3 \cdot 10^{-2} \frac{\text{Pa} \cdot \text{l}}{\text{s}}$$

$$q = 7,2 \cdot 10^{-3} \text{ sccm}$$

$$q = 2,1 \cdot 10^{17} \frac{\text{partikel}}{\text{min}}$$

vernachlässigen

$$P_1 = \frac{Q + q}{S}$$

$$80 \text{ sccm} \hat{=} 144 \frac{\text{Pa} \cdot \text{l}}{\text{s}}$$

$$P_1 = 0,144 \text{ Pa}$$

$$Q = L \cdot \Delta P$$

$$L = \frac{Q}{\Delta P} = \frac{144 \text{ Pa} \cdot \text{l}}{13,3 \text{ Pa} \cdot \text{s}}$$

$$L = 10,8 \frac{\text{l}}{\text{s}}$$

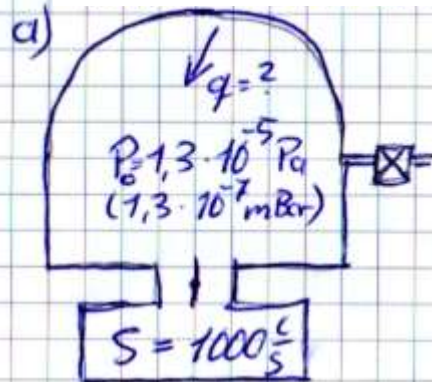
Which is the effective pumping speed in combination with the adjusted throttle valve?

$$S_{\text{eff}} = 10,7 \frac{\text{l}}{\text{s}}$$

$$\frac{1}{S_{\text{eff}}} = \frac{1}{L} + \frac{1}{S}$$

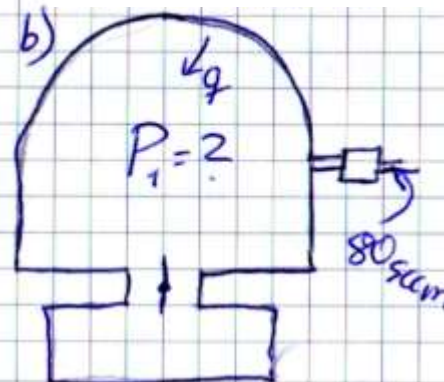
# Process flow in a chamber using a gas inlet:

Gas release rate?



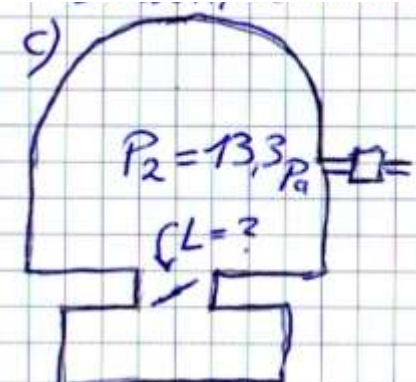
Pumpdown to base pressure:  
 $1,3 \cdot 10^{-5}$  is obtained

Chamber pressure?



Activation of the gas flow  
of 80 sccm

Conduction of the throttle?



Activation of the throttle  
valve to adjust the  
process pressure 13.3 Pa

$$q = P_0 \cdot S$$

$$q = 1,3 \cdot 10^{-2} \frac{\text{Pa} \cdot \text{l}}{\text{s}}$$

$$q = 7,2 \cdot 10^{-3} \text{ sccm}$$

$$q = 2,1 \cdot 10^{17} \frac{\text{partikel}}{\text{min}}$$

vernachlässigen

$$P_1 = \frac{Q + q}{S}$$

$$80 \text{ sccm} \hat{=} 144 \frac{\text{Pa} \cdot \text{l}}{\text{s}}$$

$$P_1 = 0,144 \text{ Pa}$$

$$Q = L \cdot \Delta P$$

$$L = \frac{Q}{\Delta P} = \frac{144 \text{ Pa} \cdot \text{l}}{13,3 \text{ Pa} \cdot \text{s}}$$

$$L = 10,8 \frac{\text{l}}{\text{s}}$$

Which is the effective pumping speed in combination with the adjusted throttle valve?

$$S_{\text{eff}} = 10,7 \frac{\text{l}}{\text{s}}$$

$$\frac{1}{S_{\text{eff}}} = \frac{1}{L} + \frac{1}{S}$$







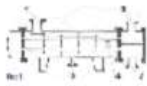



















# 4. Vacuum Pumps

"VTL10 c 23:34

www.vacuum-guide.com

### Vakuumpumpen nach Pumpentyp

Verfahrenstechnik, Vorpumpen, Hochvakuum-Pumpen

							
<a href="#">ATEX Vakuumpumpe</a>	<a href="#">Drehkolben</a>	<a href="#">Drehschieber</a>	<a href="#">Flüssigkeitsring</a>	<a href="#">Kondensator</a>	<a href="#">hermetische Pumpe</a>	<a href="#">Linearkolben</a>	
							
<a href="#">Laborpumpe</a>	<a href="#">Linearmembran</a>	<a href="#">Membranpumpe</a>	<a href="#">Mini- und Mikropumpe</a>	<a href="#">Reparatur &amp; Service</a>	<a href="#">Schrauben (ölgeschmiert)</a>	<a href="#">Seitenkanalgebläse</a>	<a href="#">Scrollpumpe</a>
							
<a href="#">Sonderwerkstoffe</a>	<a href="#">Strahlpumpe</a>	<a href="#">Trockenläufer</a>	<a href="#">Wälzkolben</a>	<a href="#">Zentrifugalgebläse</a>			
							
<a href="#">Turbomolekularpumpe</a>	<a href="#">Diffusionspumpe</a>	<a href="#">Getterpumpe</a>	<a href="#">Kryopumpe</a>				





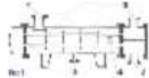



















# 4. Vacuum Pumps

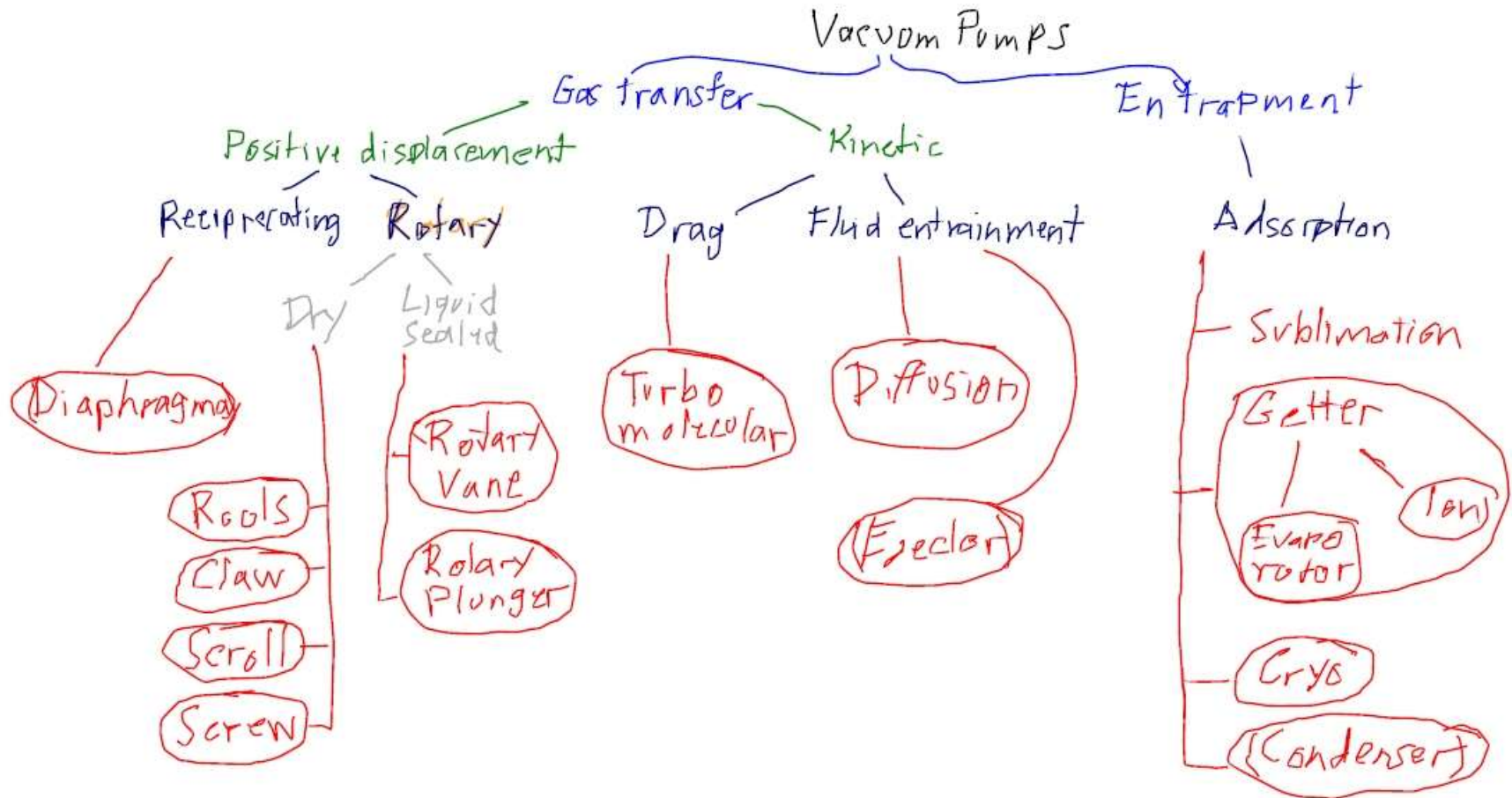
"VTL10 c 23:34

www.vacuum-guide.com

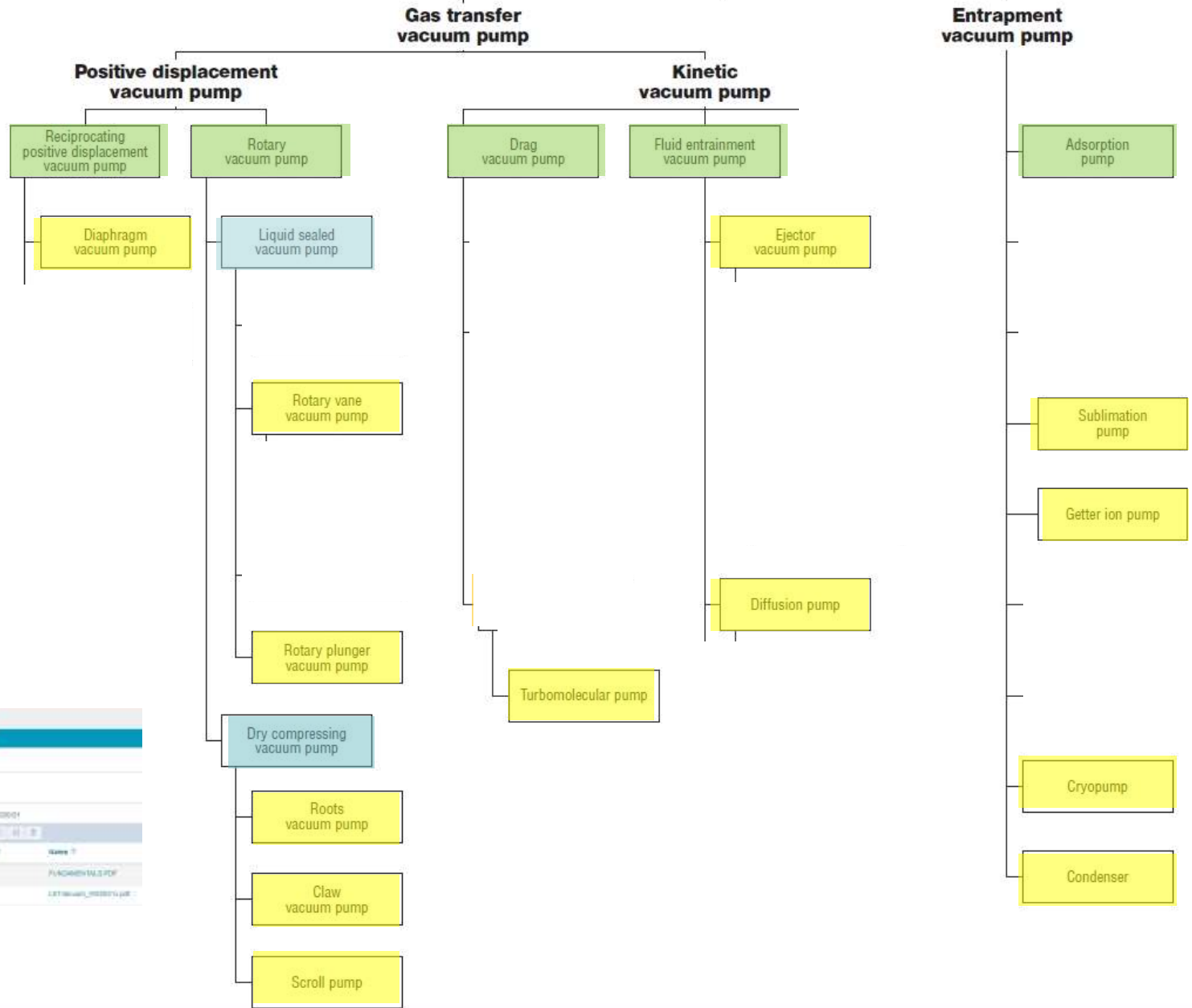
### Vakuumpumpen nach Pumpentyp

Verfahrenstechnik, Vorpumpen, Hochvakuum-Pumpen

							
<a href="#">ATEX Vakuumpumpe</a>	<a href="#">Drehkolben</a>	<a href="#">Drehschieber</a>	<a href="#">Flüssigkeitsring</a>	<a href="#">Kondensator</a>	<a href="#">hermetische Pumpe</a>	<a href="#">Linearkolben</a>	
							
<a href="#">Laborpumpe</a>	<a href="#">Linearmembran</a>	<a href="#">Membranpumpe</a>	<a href="#">Mini- und Mikropumpe</a>	<a href="#">Reparatur &amp; Service</a>	<a href="#">Schrauben (ölgeschmiert)</a>	<a href="#">Seitenkanalgebläse</a>	<a href="#">Scrollpumpe</a>
							
<a href="#">Sonderwerkstoffe</a>	<a href="#">Strahlpumpe</a>	<a href="#">Trockenläufer</a>	<a href="#">Wälzkolben</a>	<a href="#">Zentrifugalgebläse</a>			
							
<a href="#">Turbomolekularpumpe</a>	<a href="#">Diffusionspumpe</a>	<a href="#">Getterpumpe</a>	<a href="#">Kryopumpe</a>				



**Vacuum pump**  
(Operating principle)



certikon  
high-end vacuum

**Fundamentals of Vacuum Technology**

Page 19



## Pumps - links:

<https://www.youtube.com/user/PPlusVac/videos>

Rotary plunger:  
Rotary vane :

<https://www.youtube.com/watch?v=fEO8LEGfdgc>  
<https://www.youtube.com/watch?v=AFHogF-9eGA>  
<https://www.youtube.com/watch?v=IIKOx0JqE08>  
<https://www.youtube.com/watch?v=oXgdnnkIKZ4>  
<https://www.youtube.com/watch?v=1SaB4aKi574>  
<https://www.youtube.com/watch?v=PyYNJDzePCs>

Screw:

[https://www.youtube.com/watch?v=3iiSfo9h\\_Fc](https://www.youtube.com/watch?v=3iiSfo9h_Fc)  
<https://www.youtube.com/watch?v=BsogR3t6VFs>  
<https://www.youtube.com/watch?v=X1xwd-vsv-8>

Roots:

[https://www.youtube.com/watch?v=aAeilhp\\_Gog](https://www.youtube.com/watch?v=aAeilhp_Gog)  
<http://www.mekanizmalar.com/roots2.html>

Claw:

<https://www.youtube.com/watch?v=zbiwSqtEdTg>  
<https://www.youtube.com/watch?v=8NCjM-GOLJg>  
[https://www.youtube.com/watch?v=DnK3VzgZv\\_M](https://www.youtube.com/watch?v=DnK3VzgZv_M)

Scroll:

<https://www.youtube.com/watch?v=s3xulCRrjos>

Diaphragm:

<https://www.youtube.com/watch?v=Ljb7R09f-8k>  
<https://www.youtube.com/watch?v=jOjwsKECDFg>

Turbomolecular:

<https://www.youtube.com/watch?v=f1SErZyhMe4>  
<https://www.youtube.com/watch?v=x3XaW7UFIjI>  
<https://www.youtube.com/watch?v=A0v3tNCLqkA>  
<https://www.youtube.com/watch?v=xIfOHrXyoJo>  
<https://www.youtube.com/watch?v=8gNDDItrIbc>

Diffusion:

<https://www.youtube.com/watch?v=Y0xKZPhMS30>  
<https://www.youtube.com/watch?v=-uVWlmF1rhI>  
<https://www.youtube.com/watch?v=KNsM1pbbvOo>

Ejector:

<https://www.youtube.com/watch?v=8MvHplOIQCT>  
<https://www.youtube.com/watch?v=0yK4Mzv7ei0>

Ion getter:

<https://www.youtube.com/watch?v=snzYepQTjI>  
<https://www.youtube.com/watch?v=5d0T1DYI1t0>

Cryo:

<https://www.youtube.com/watch?v=TTwxhzVxvk8>

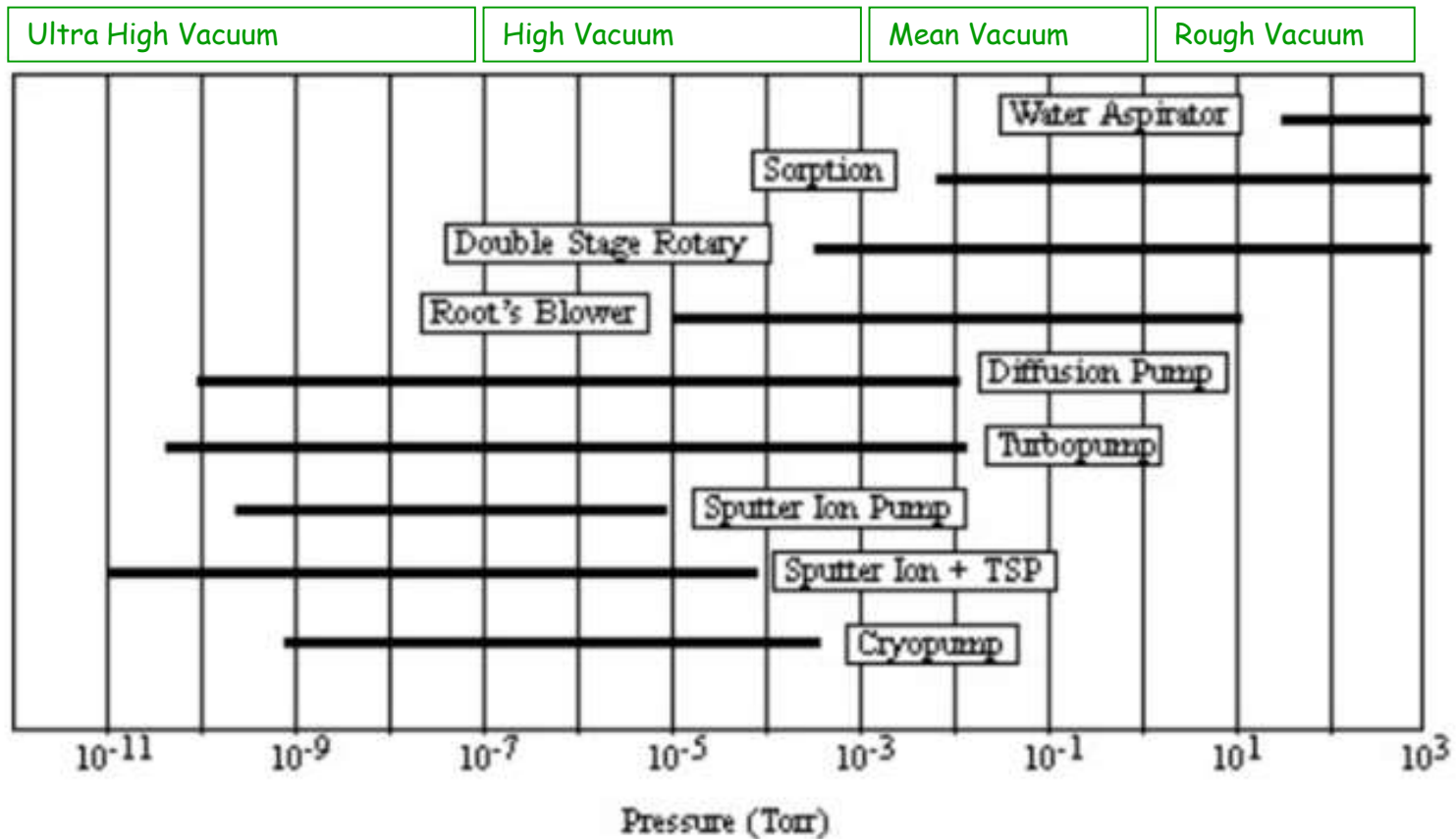


Figure 6.1: Pressure Ranges of Vacuum Pumps

Taken from:  
<https://people.rit.edu/vwlsp/LabTech/Pumps.pdf>



## Pumps covered in the following

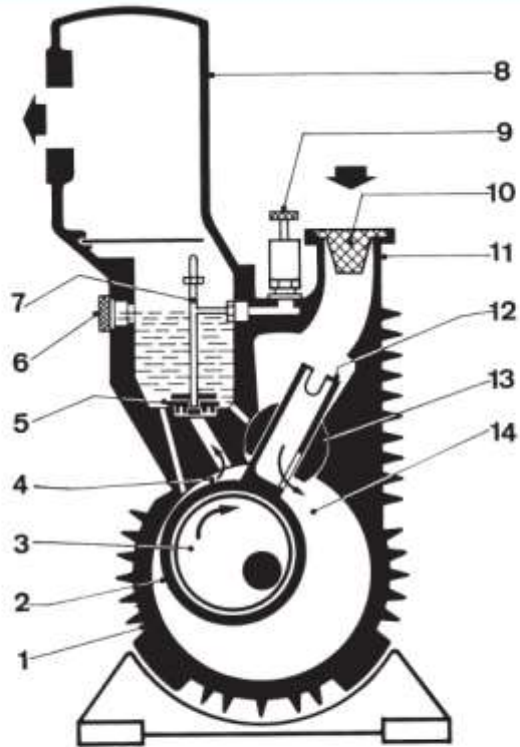
- rotary plunger pump
- rotary vane pump
- roots pump
- claw pump
- scroll pump
- screw pump
- diaphragm pump
- ejector pump
- diffusion pump
- turbo molecular pump
- (condenser pump)
- sublimation pump
- cryo pump

## Pumps covered in the following

- rotary plunger pump
- rotary vane pump
- roots pump
- claw pump
- scroll pump
- screw pump
- diaphragm pump
- ejector pump
- diffusion pump
- turbo molecular pump
- (condenser pump)
- sublimation pump
- cryo pump

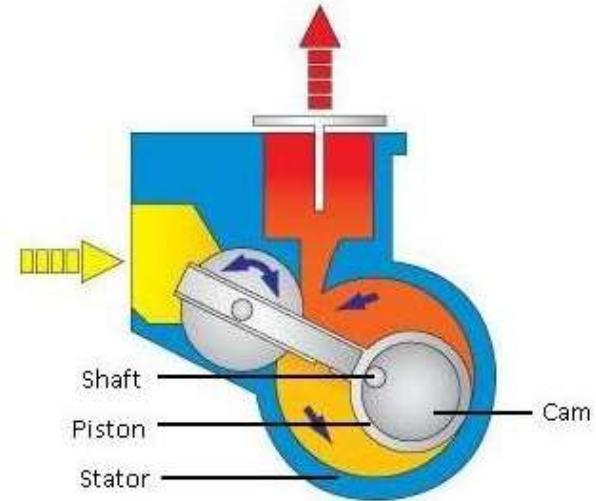
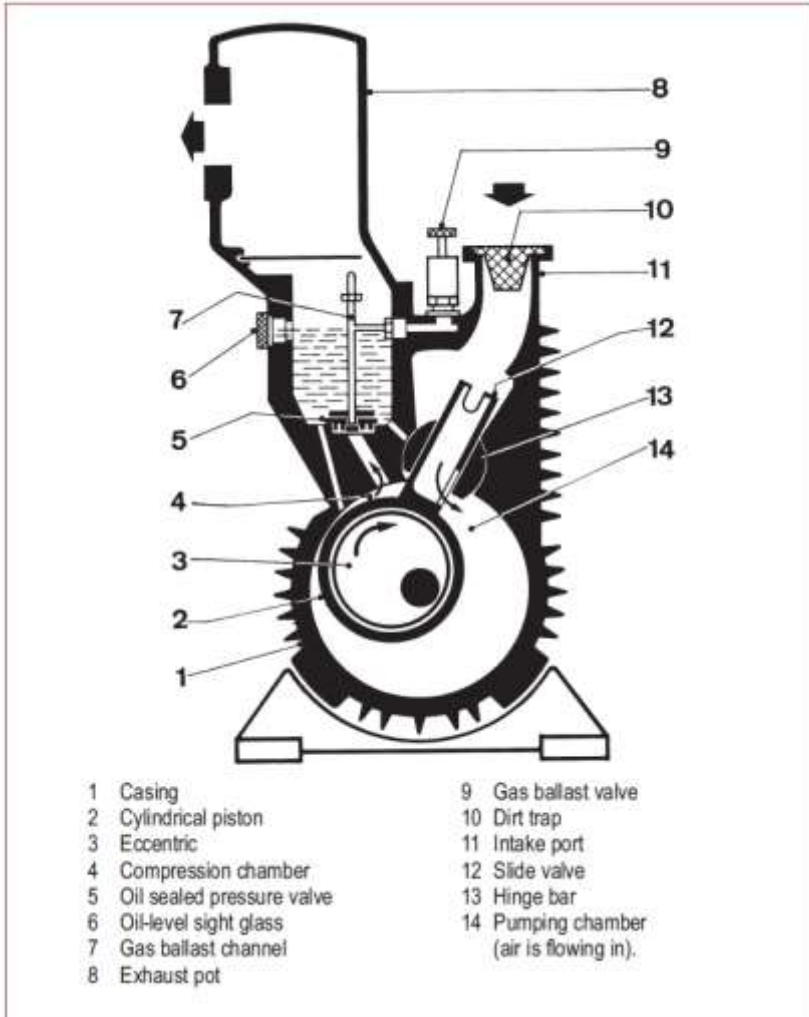


"VTL10 d 09:11



- |                             |  |
|-----------------------------|--|
| 1 Casing                    | 9 Gas ballast valve                        |
| 2 Cylindrical piston        | 10 Dirt trap                               |
| 3 Eccentric                 | 11 Intake port                             |
| 4 Compression chamber       | 12 Slide valve                             |
| 5 Oil sealed pressure valve | 13 Hinge bar                               |
| 6 Oil-level sight glass     | 14 Pumping chamber<br>(air is flowing in). |
| 7 Gas ballast channel       |  |
| 8 Exhaust pot               |  |

"VTL10 d 09:11

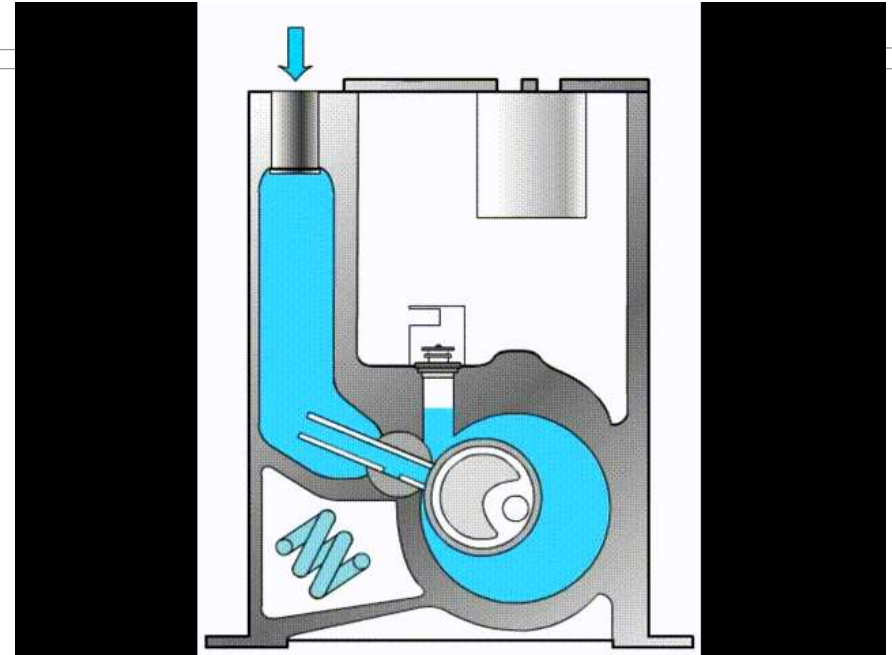
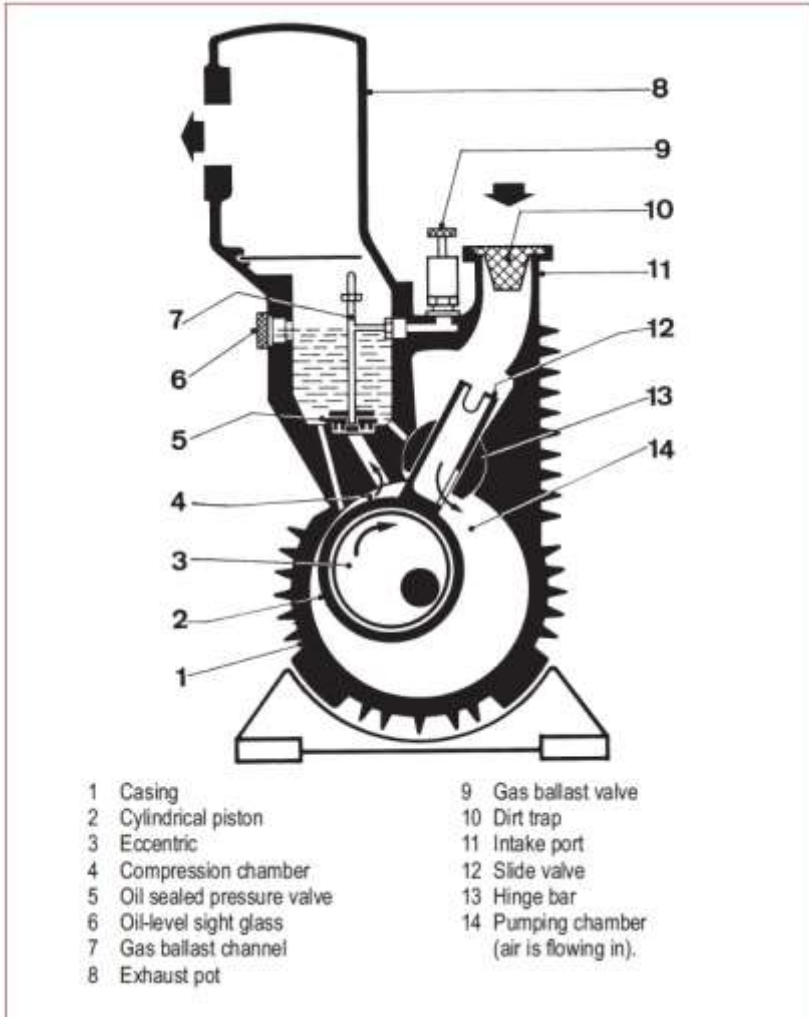


<https://www.youtube.com/watch?v=fEO8LEGfdgc>

# Rotary plunger

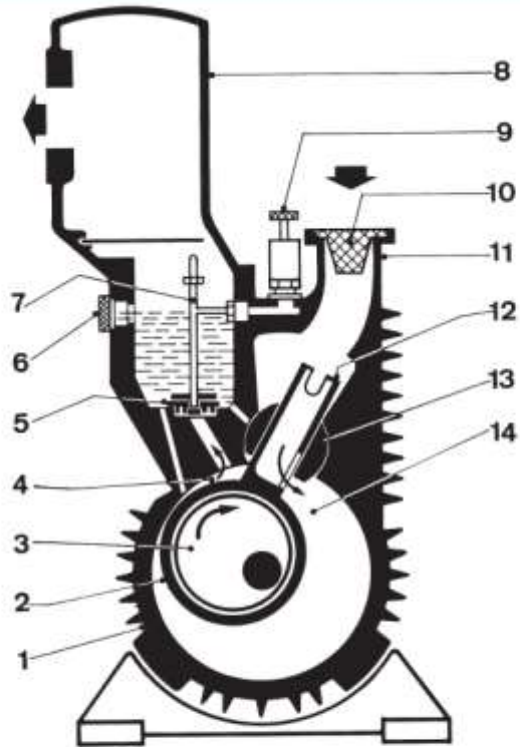
Atmosphere to  $\sim 10^{-3}$  mbar

"VTL10 d 09:11

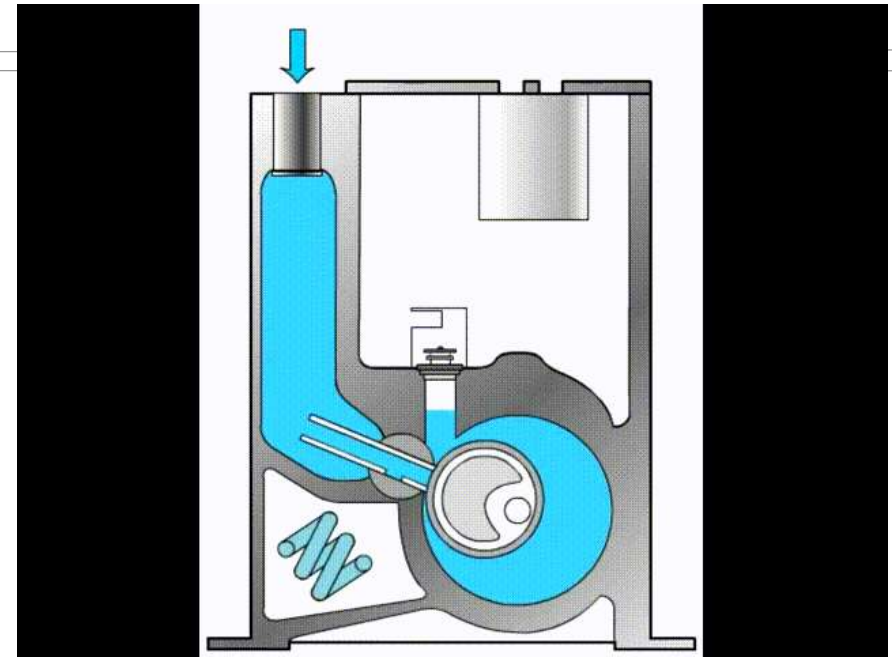


<https://www.youtube.com/watch?v=fEO8LEGfdgc>

"VTL10 d 09:11



- |                             |  |
|-----------------------------|--|
| 1 Casing                    | 9 Gas ballast valve                        |
| 2 Cylindrical piston        | 10 Dirt trap                               |
| 3 Eccentric                 | 11 Intake port                             |
| 4 Compression chamber       | 12 Slide valve                             |
| 5 Oil sealed pressure valve | 13 Hinge bar                               |
| 6 Oil-level sight glass     | 14 Pumping chamber<br>(air is flowing in). |
| 7 Gas ballast channel       |  |
| 8 Exhaust pot               |  |

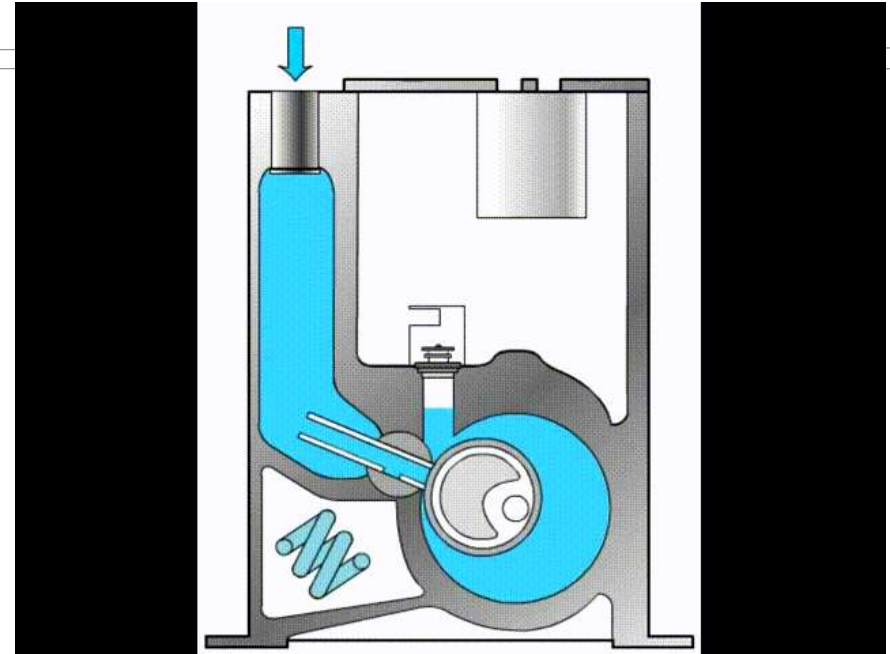
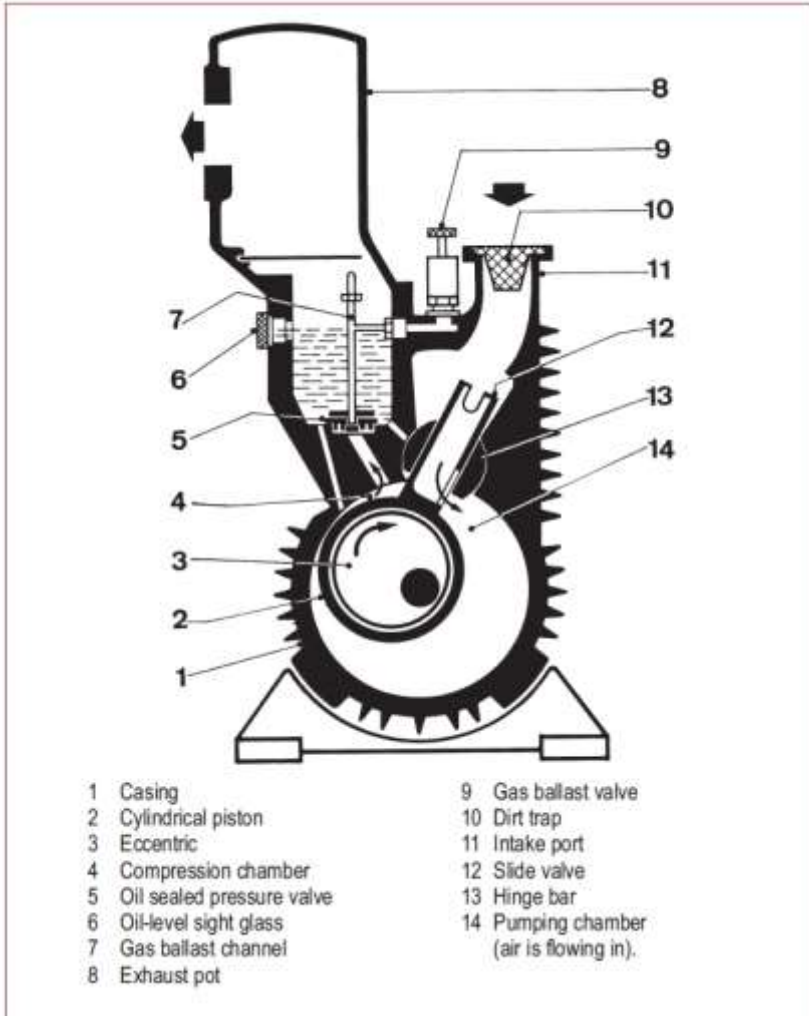


<https://www.youtube.com/watch?v=fEO8LEGfdgc>


# Rotary plunger

Atmosphere to  $\sim 10^{-3}$  mbar

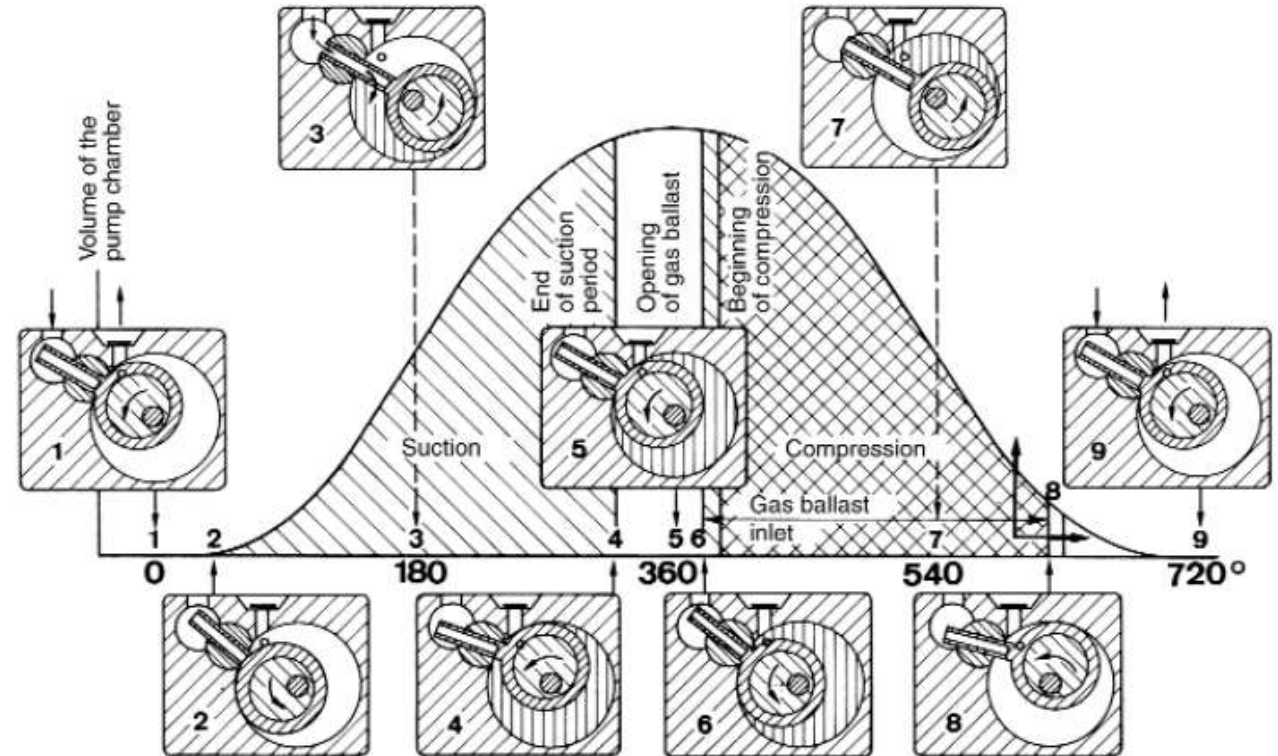
"VTL10 d 09:11



<https://www.youtube.com/watch?v=fEO8LEGfdgc>

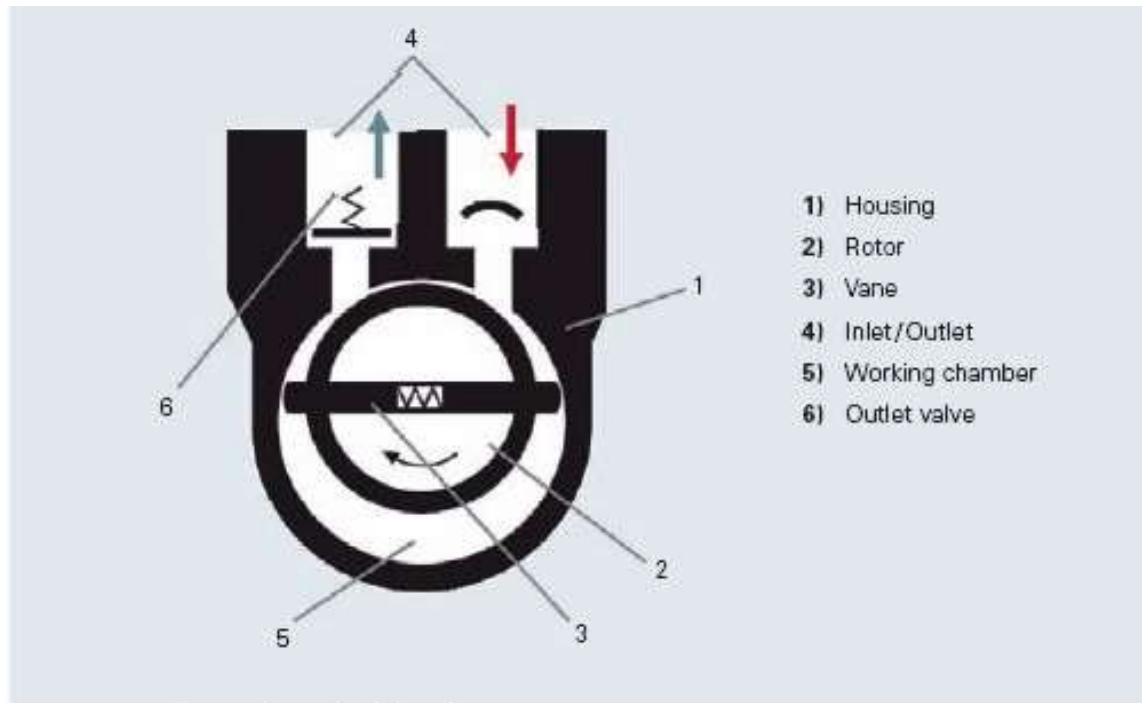


# Rotary plunger

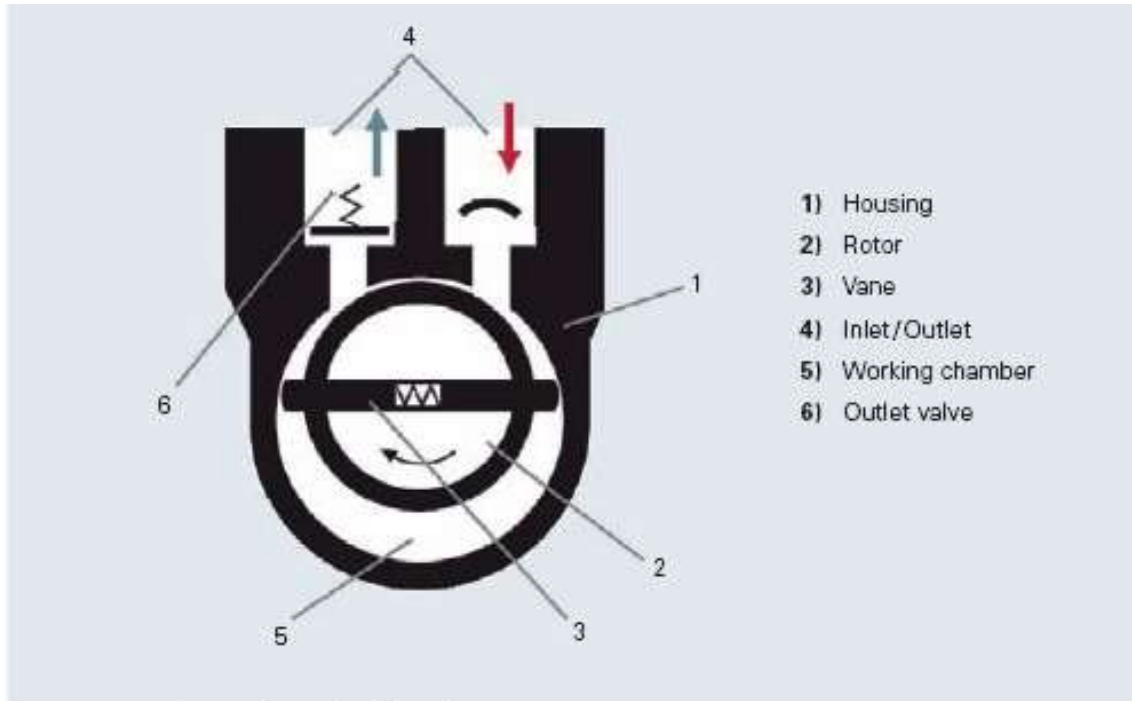


- |   |   |
|---|---|
| 1 Upper dead point  | 5 Upper dead point – maximum space between rotating piston and stator   |
| 2 Slot in suction channel of slide valve is freed – beginning of suction period   | 6 Shortly before beginning of compression period, the front surface of the rotating plunger frees gas ballast opening – commencement of gas ballast inlet |
| 3 Lower dead point – slot in suction channel is quite free, and pumped-in gas (arrow) enters freely into the pumping chamber (shown shaded) | 7 Gas ballast opening is quite free   |
| 4 Slot in suction channel is closed again by swivelling hinge bar – end of suction period   | 8 End of gas ballast inlet  |
|   | 9 End of pumping period.  |



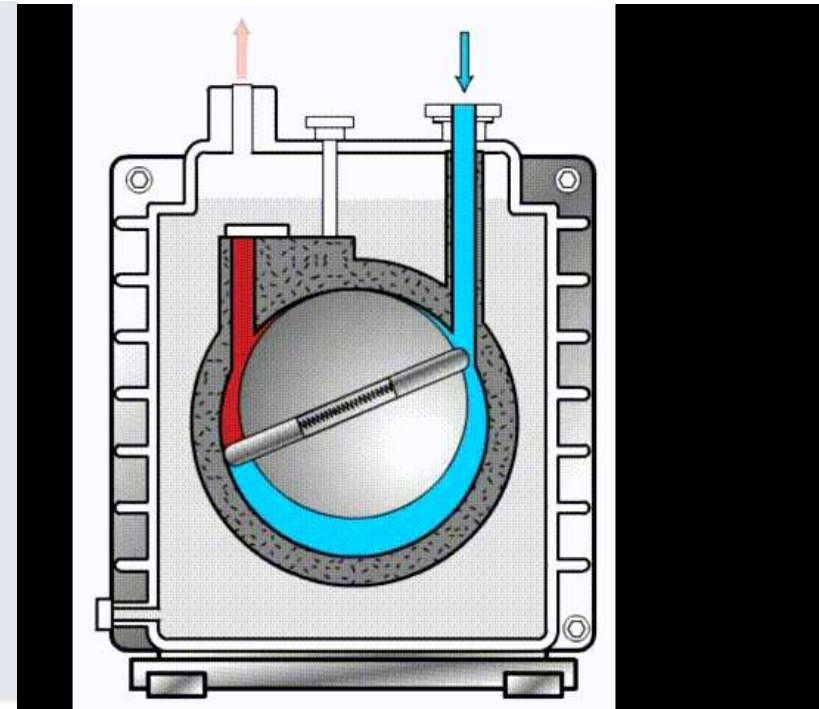


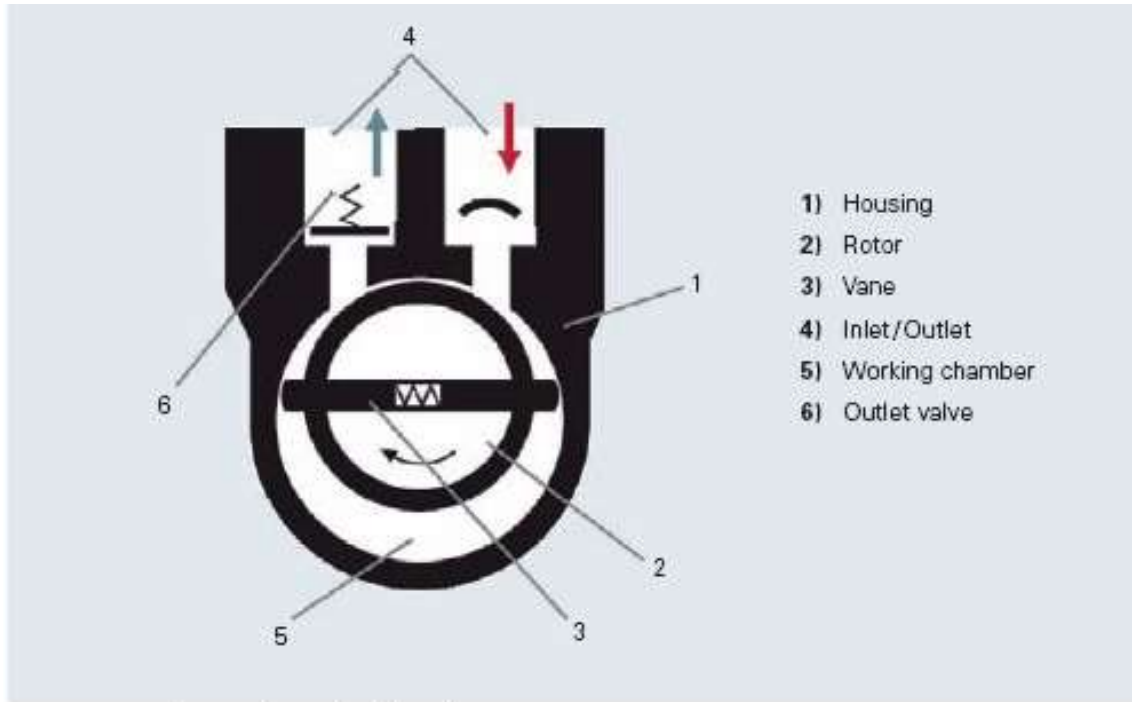
Operating principle of a rotary vane pump



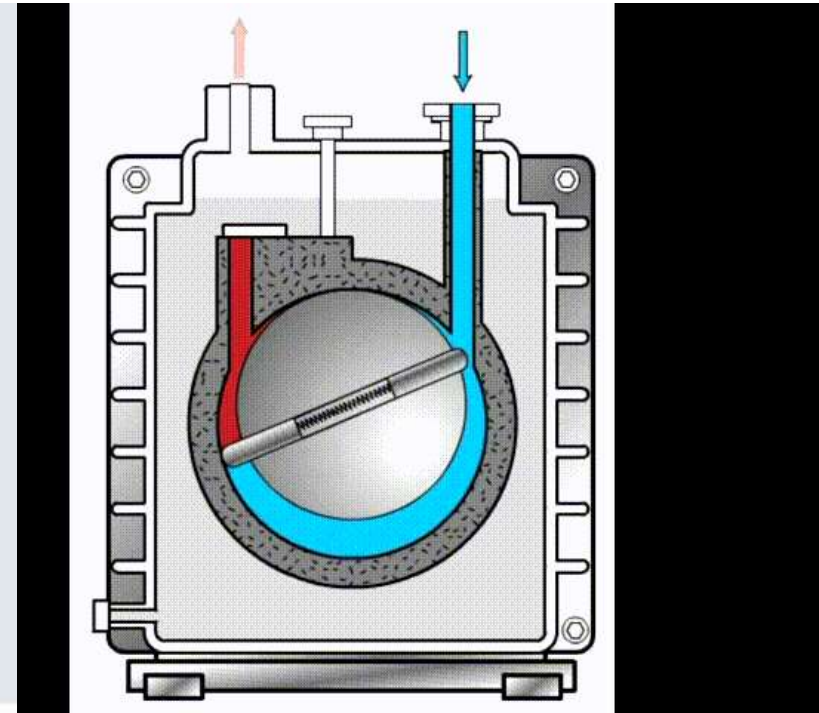
- 1) Housing
- 2) Rotor
- 3) Vane
- 4) Inlet/Outlet
- 5) Working chamber
- 6) Outlet valve

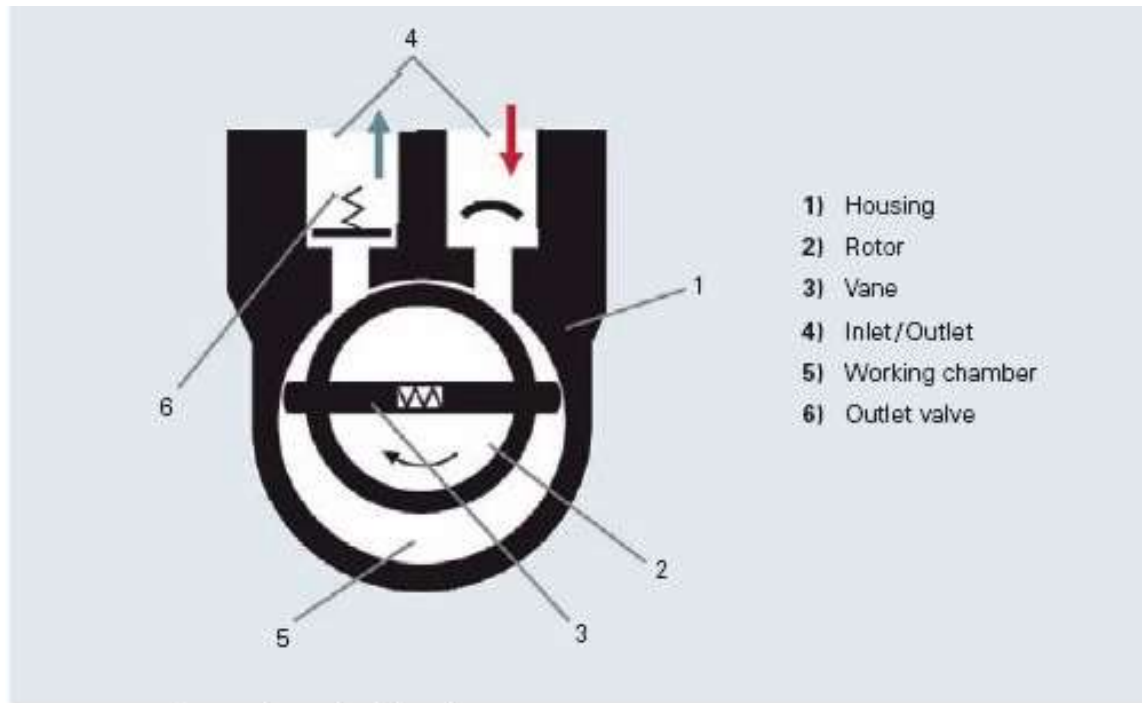
Operating principle of a rotary vane pump





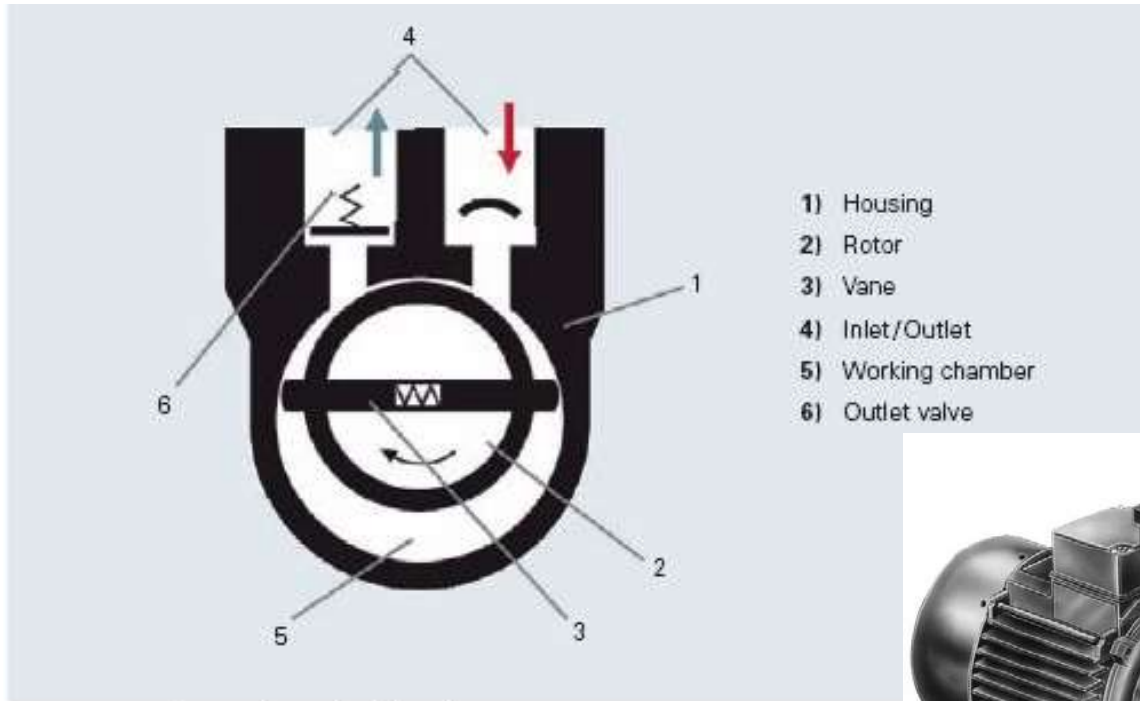
Operating principle of a rotary vane pump






Operating principle of a rotary vane pump

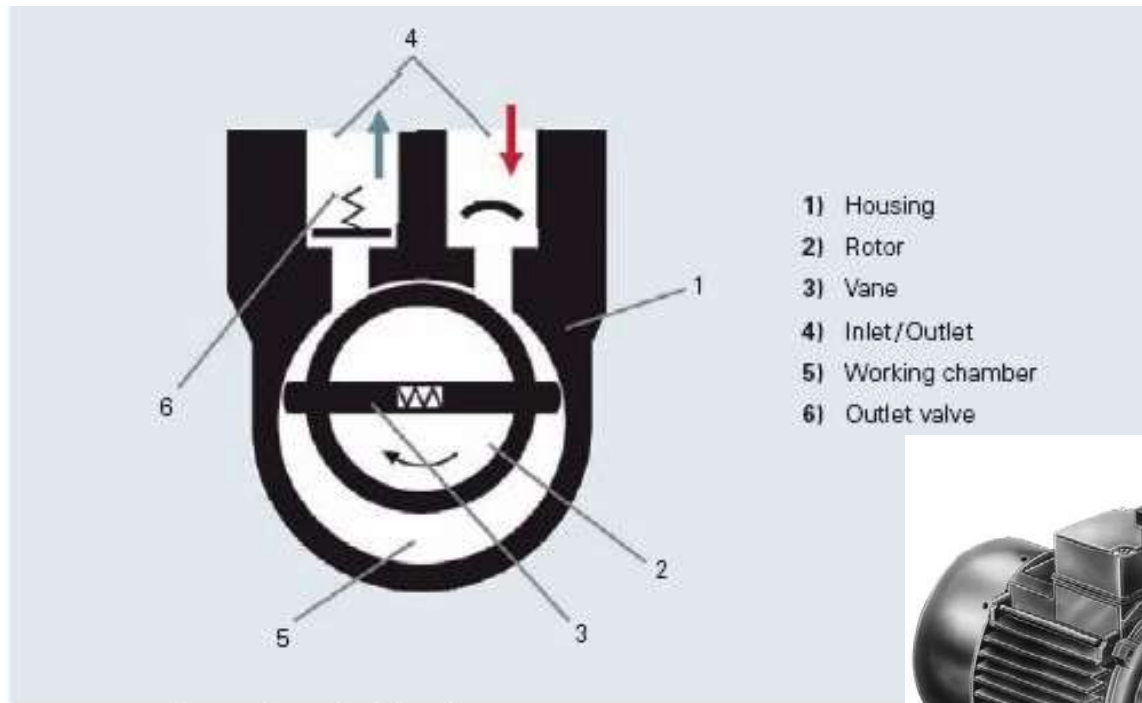
<https://www.youtube.com/watch?v=AFHogF-9eGA>  
<https://www.youtube.com/watch?v=IIKOx0JqE08>  
<https://www.youtube.com/watch?v=oXgdnnkIKZ4>



Operating principle of a rotary vane pump




<https://www.youtube.com/watch?v=AFHogF-9e6A>  
<https://www.youtube.com/watch?v=IIKOx0JqE08>  
<https://www.youtube.com/watch?v=oXgdnnkIKZ4>

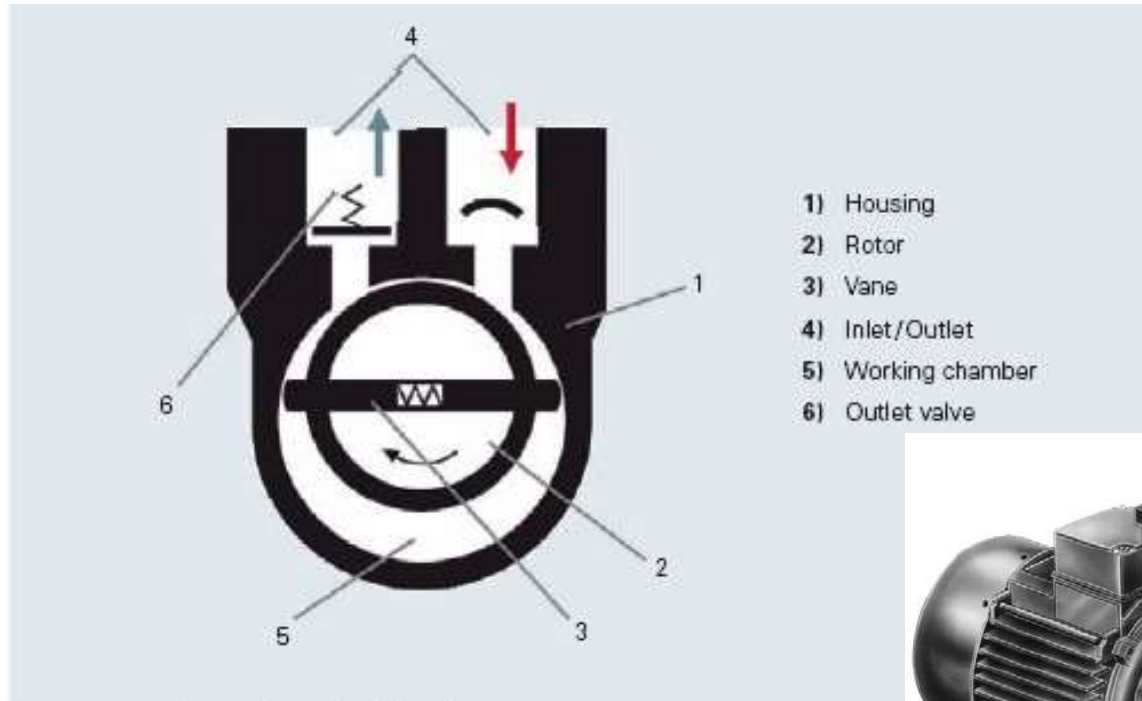


Operating principle of a rotary vane pump

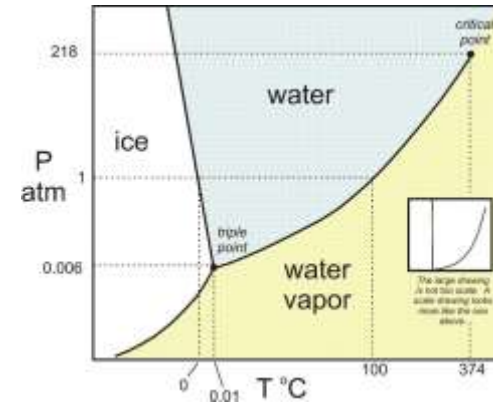
Compression  
 $\approx 10^5$



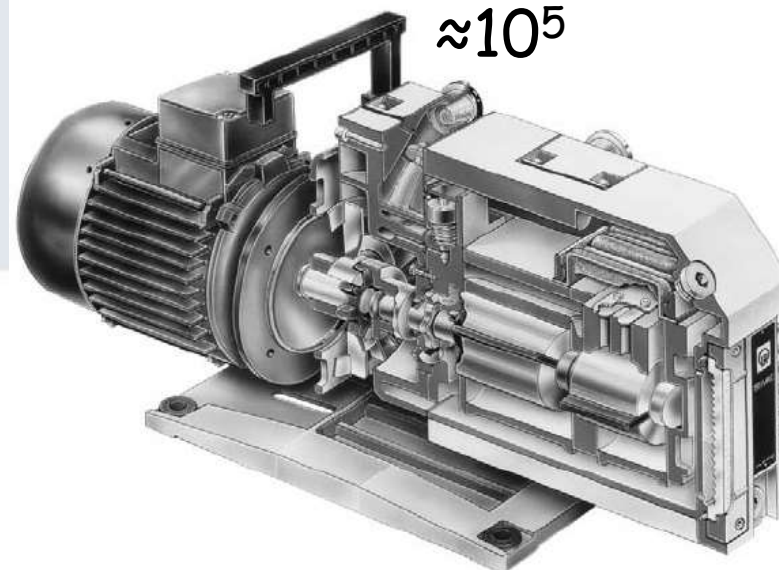
<https://www.youtube.com/watch?v=AFHogF-9e6A>  
<https://www.youtube.com/watch?v=IIKOx0JqE08>  
<https://www.youtube.com/watch?v=oXgdnnkIKZ4>



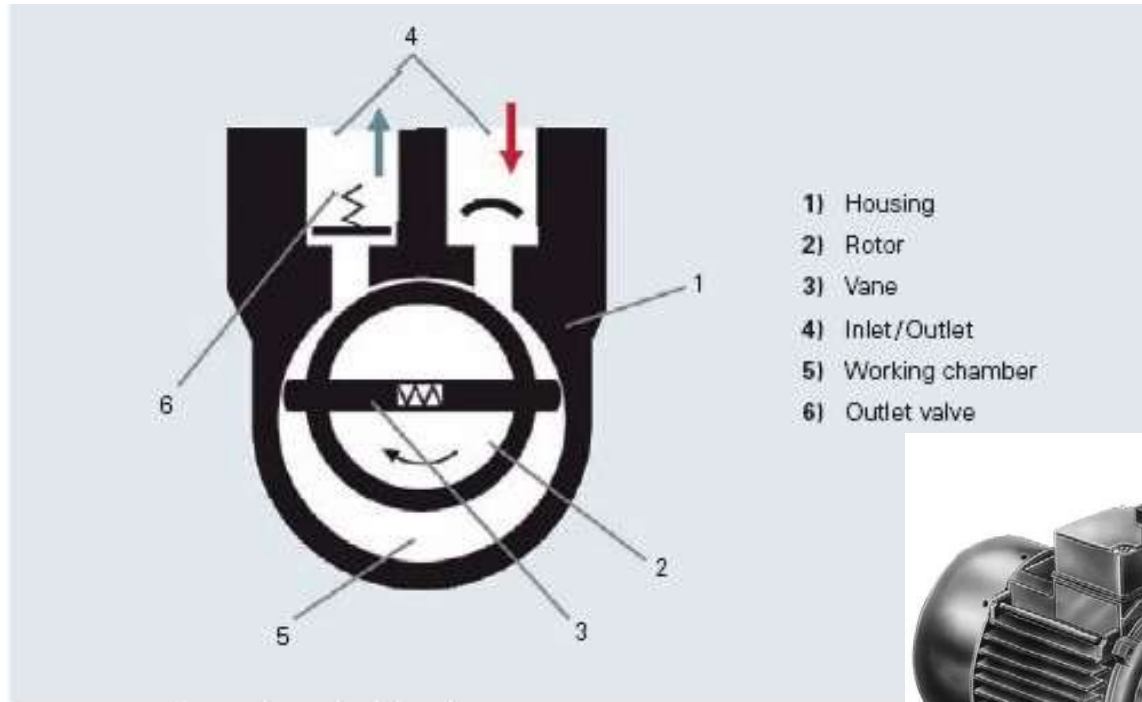
Operating principle of a rotary vane pump



Compression  
 $\approx 10^5$

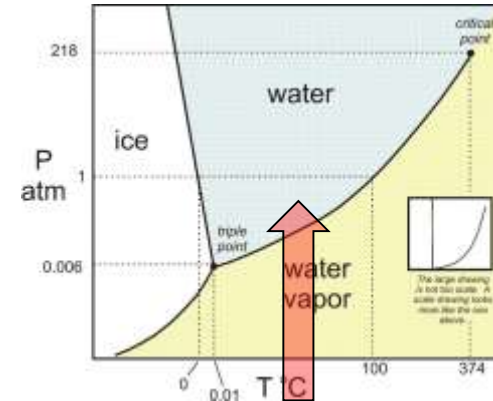


<https://www.youtube.com/watch?v=AFHogF-9e6A>  
<https://www.youtube.com/watch?v=IIKOx0JqE08>  
<https://www.youtube.com/watch?v=oXgdnnkIKZ4>




- 1) Housing
- 2) Rotor
- 3) Vane
- 4) Inlet/Outlet
- 5) Working chamber
- 6) Outlet valve

Operating principle of a rotary vane pump

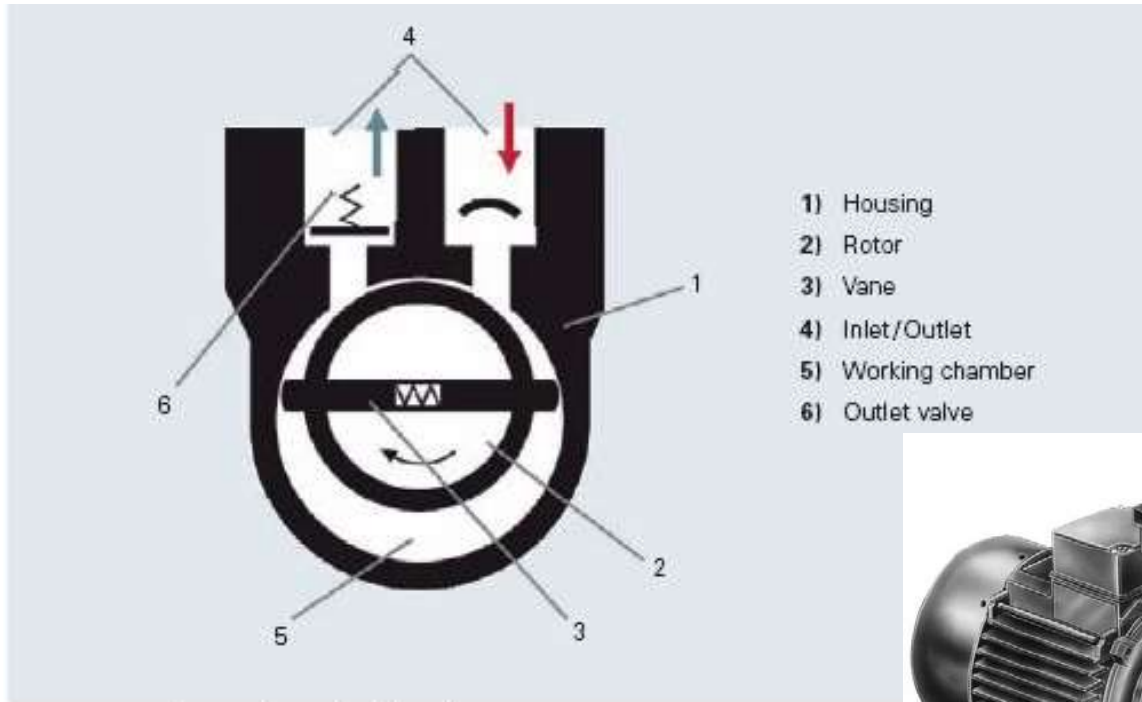


Compression  
 $\approx 10^5$



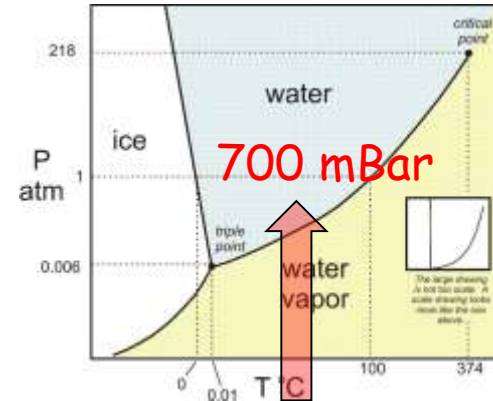
<https://www.youtube.com/watch?v=AFHogF-9e6A>  
<https://www.youtube.com/watch?v=IIKOx0JqE08>  
<https://www.youtube.com/watch?v=oXgdnnkIKZ4>






- 1) Housing
- 2) Rotor
- 3) Vane
- 4) Inlet/Outlet
- 5) Working chamber
- 6) Outlet valve

Operating principle of a rotary vane pump

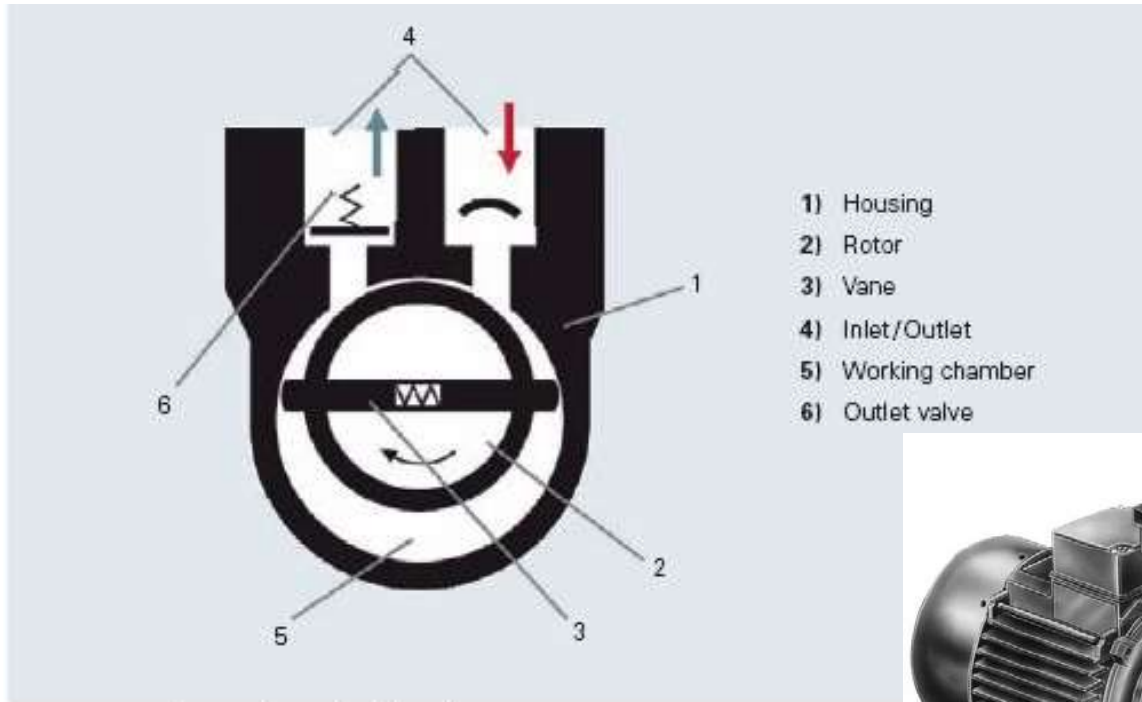


$7 \cdot 10^{-3}$  mBar

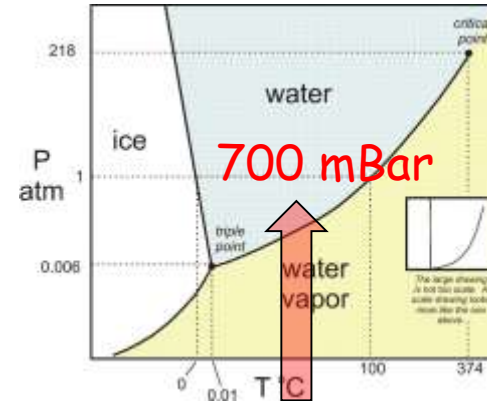
Compression  $\approx 10^5$



<https://www.youtube.com/watch?v=AFHogF-9e6A>  
<https://www.youtube.com/watch?v=IIKOx0JqE08>  
<https://www.youtube.com/watch?v=oXgdnnkIKZ4>

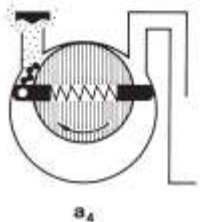
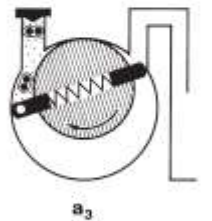
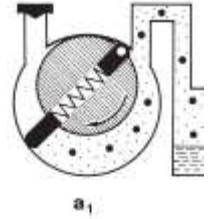
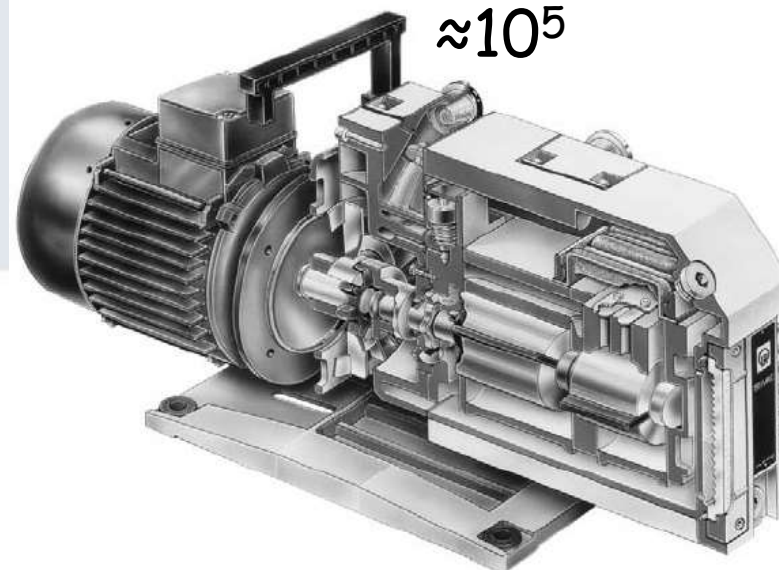



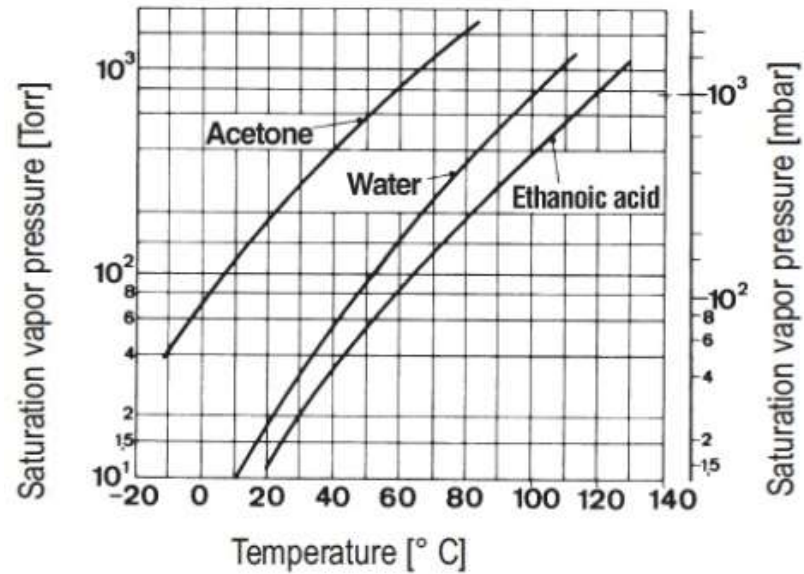
Operating principle of a rotary vane pump



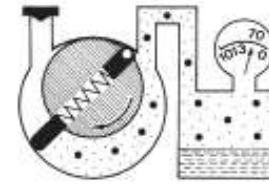
$7 \cdot 10^{-3}$  mBar

Compression  $\approx 10^5$





<https://www.youtube.com/watch?v=1SaB4aKi574>



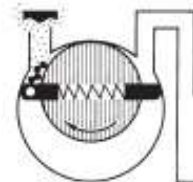
a<sub>1</sub>




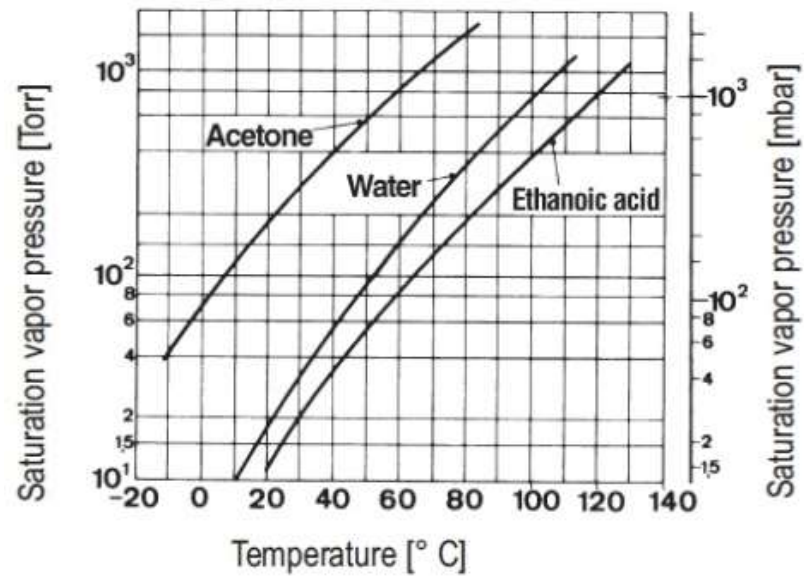
a<sub>2</sub>



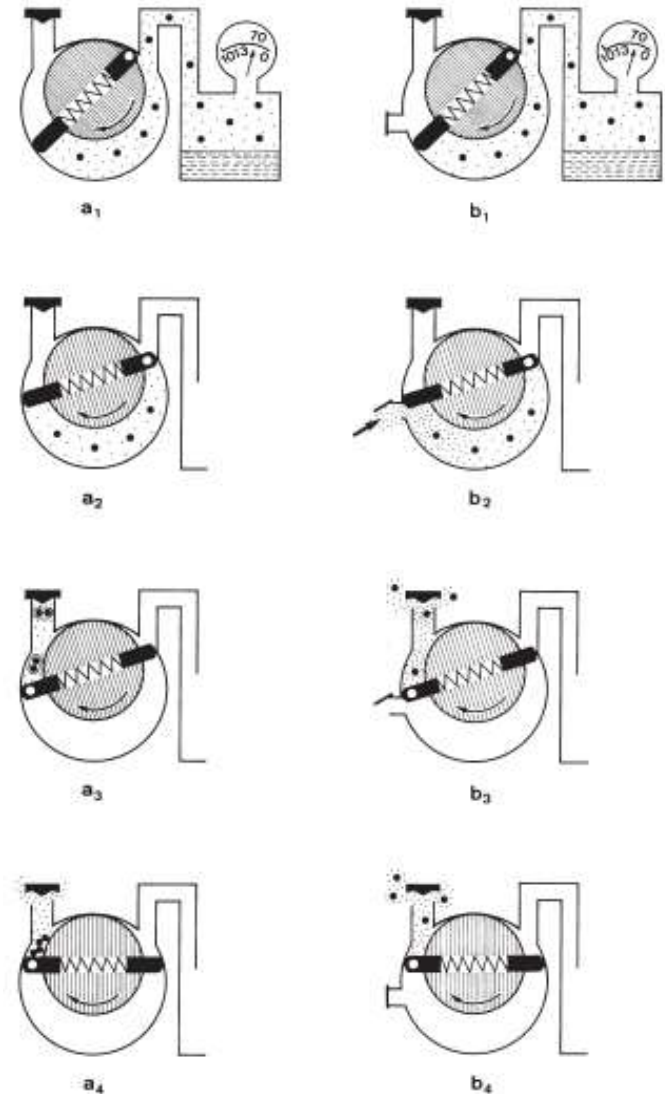
a<sub>3</sub>


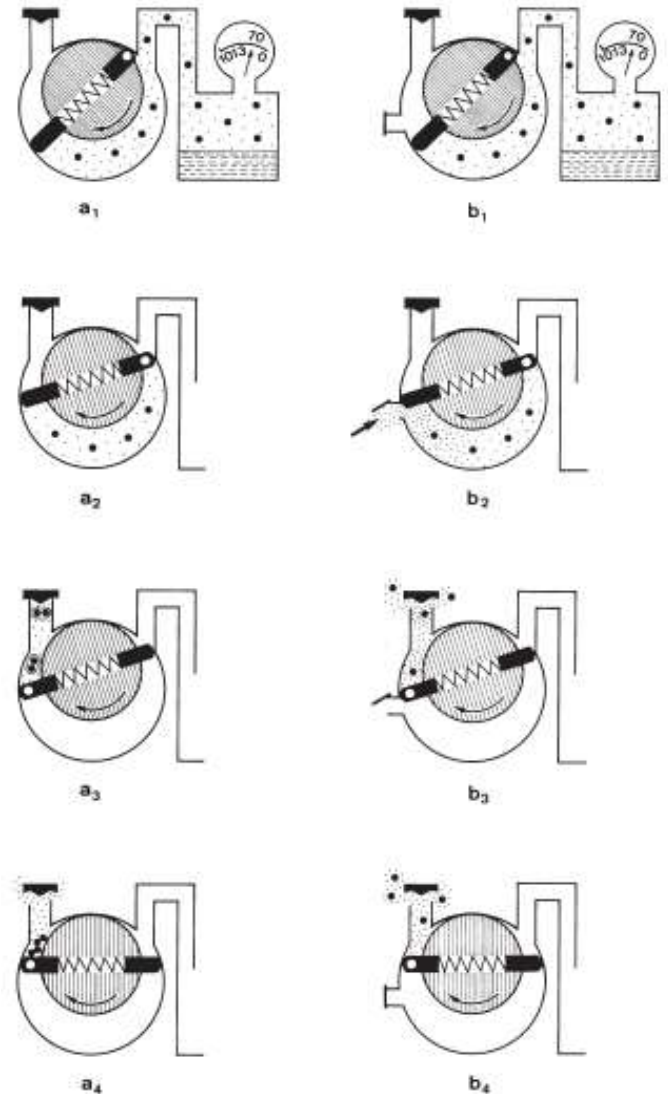
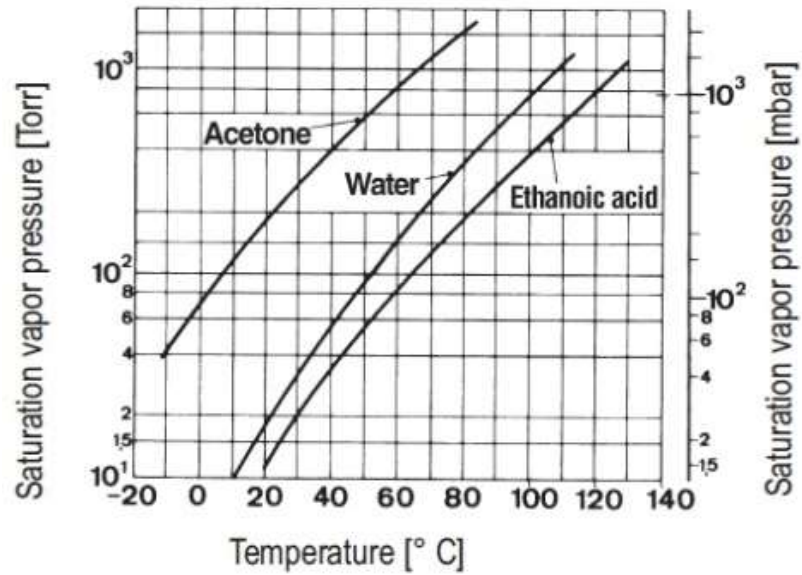


a<sub>4</sub>




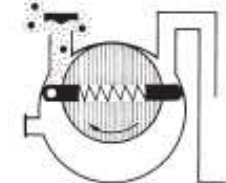
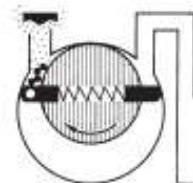
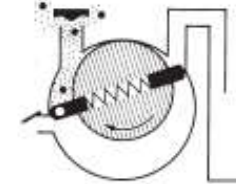
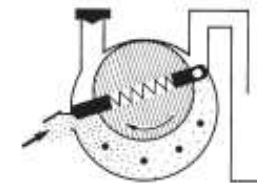
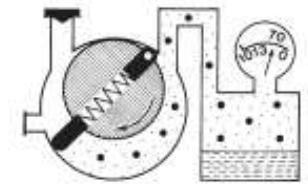
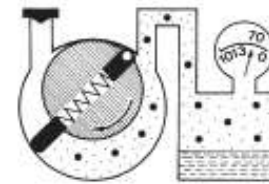
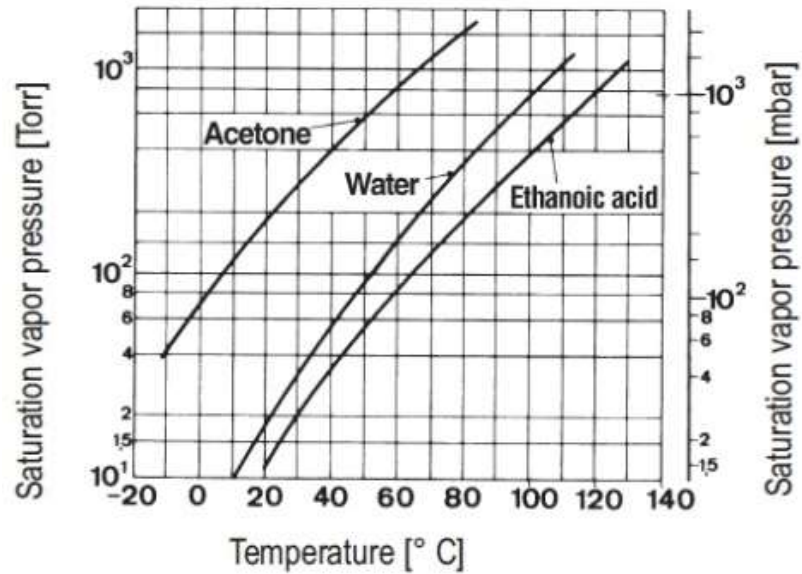
<https://www.youtube.com/watch?v=1SaB4aKi574>



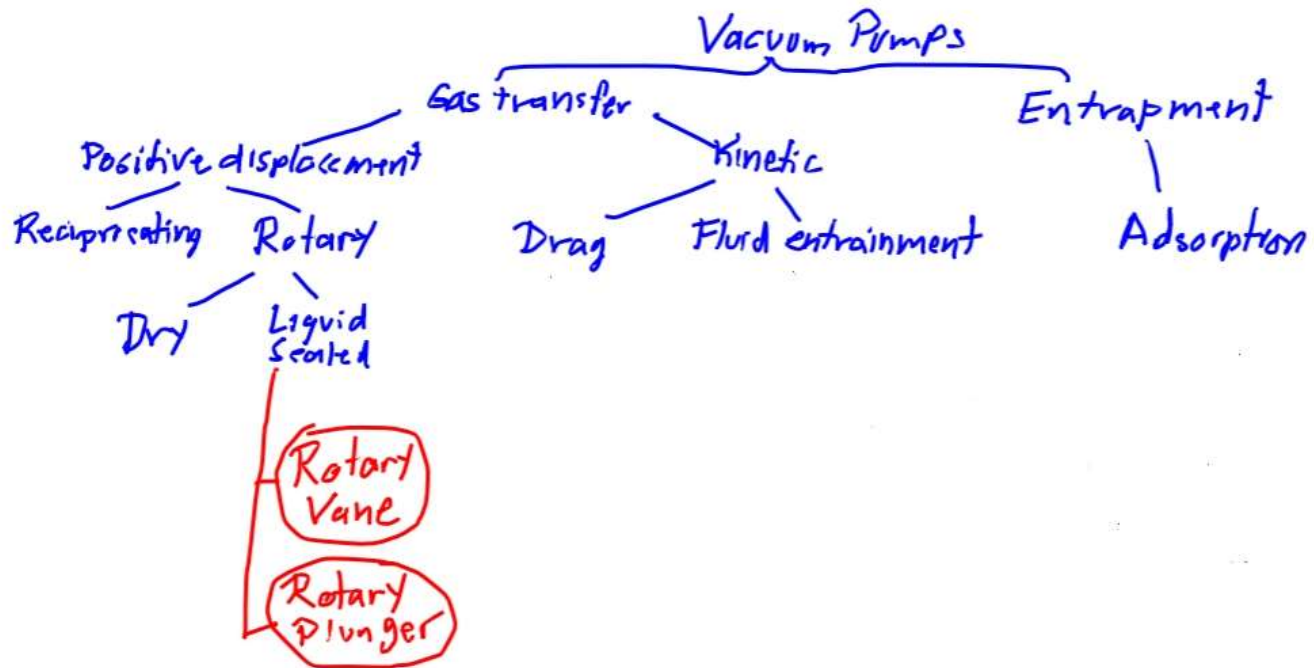



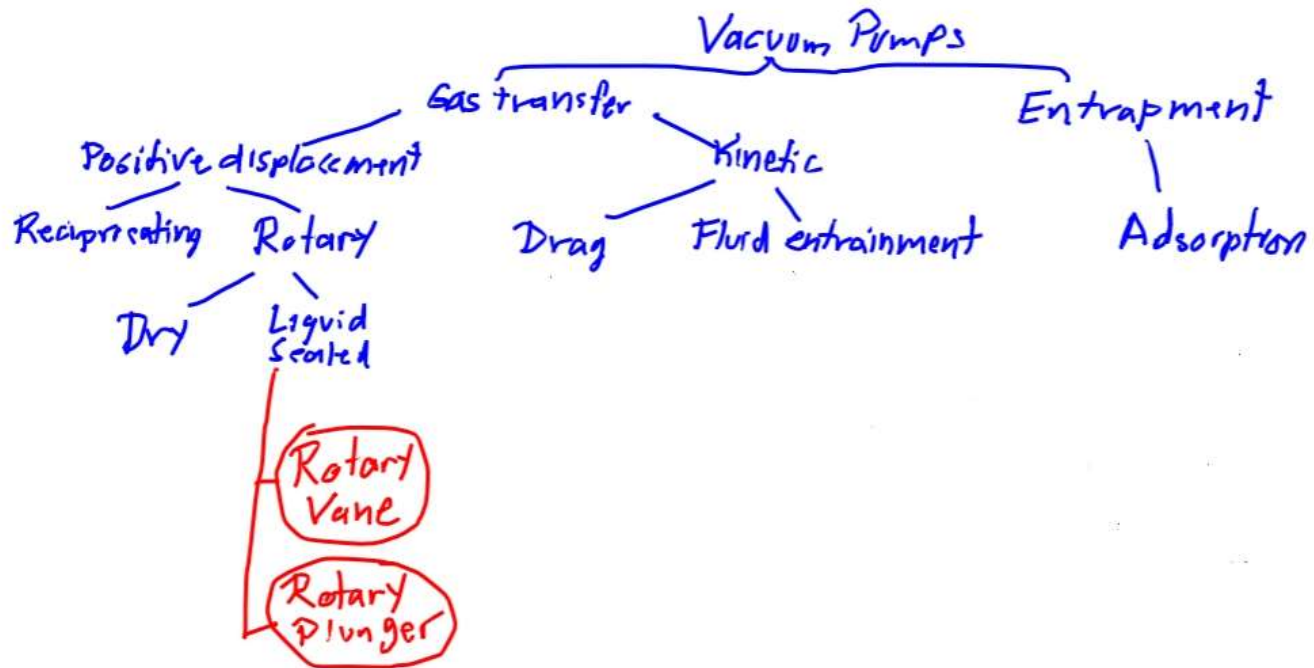
<https://www.youtube.com/watch?v=1SaB4aKi574>

# Gas ballast function



<https://www.youtube.com/watch?v=1SaB4aKi574>







# Next: Roots Pump

"VT L10 e mm:ss"

# Next: Roots Pump

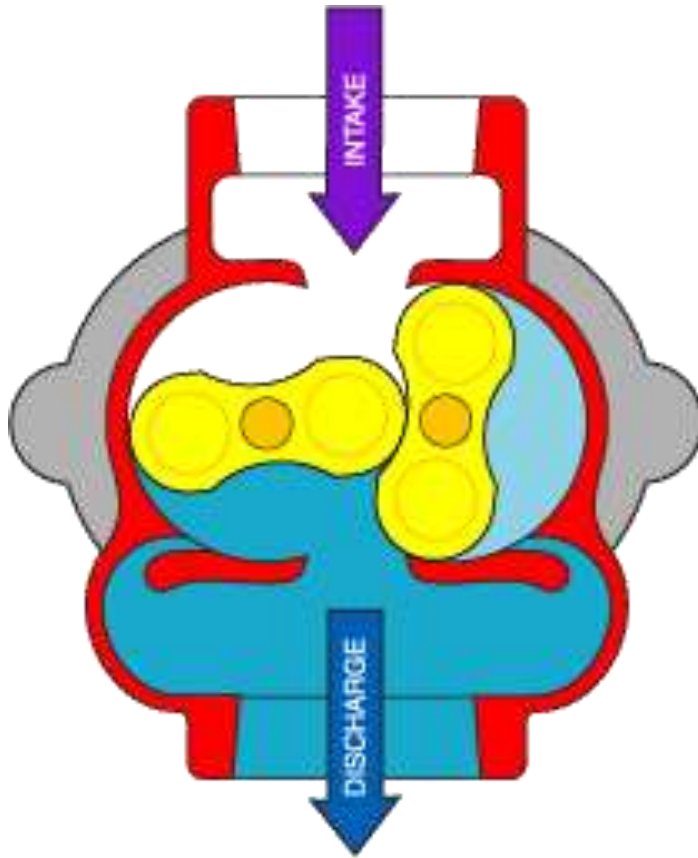
"VT L10 e mm:ss



Gap between rotary pistons and housing  $\approx 100 \mu\text{m}$ . No oil sealing!



Gap between rotary pistons and housing  $\approx 100 \mu\text{m}$ . No oil sealing!



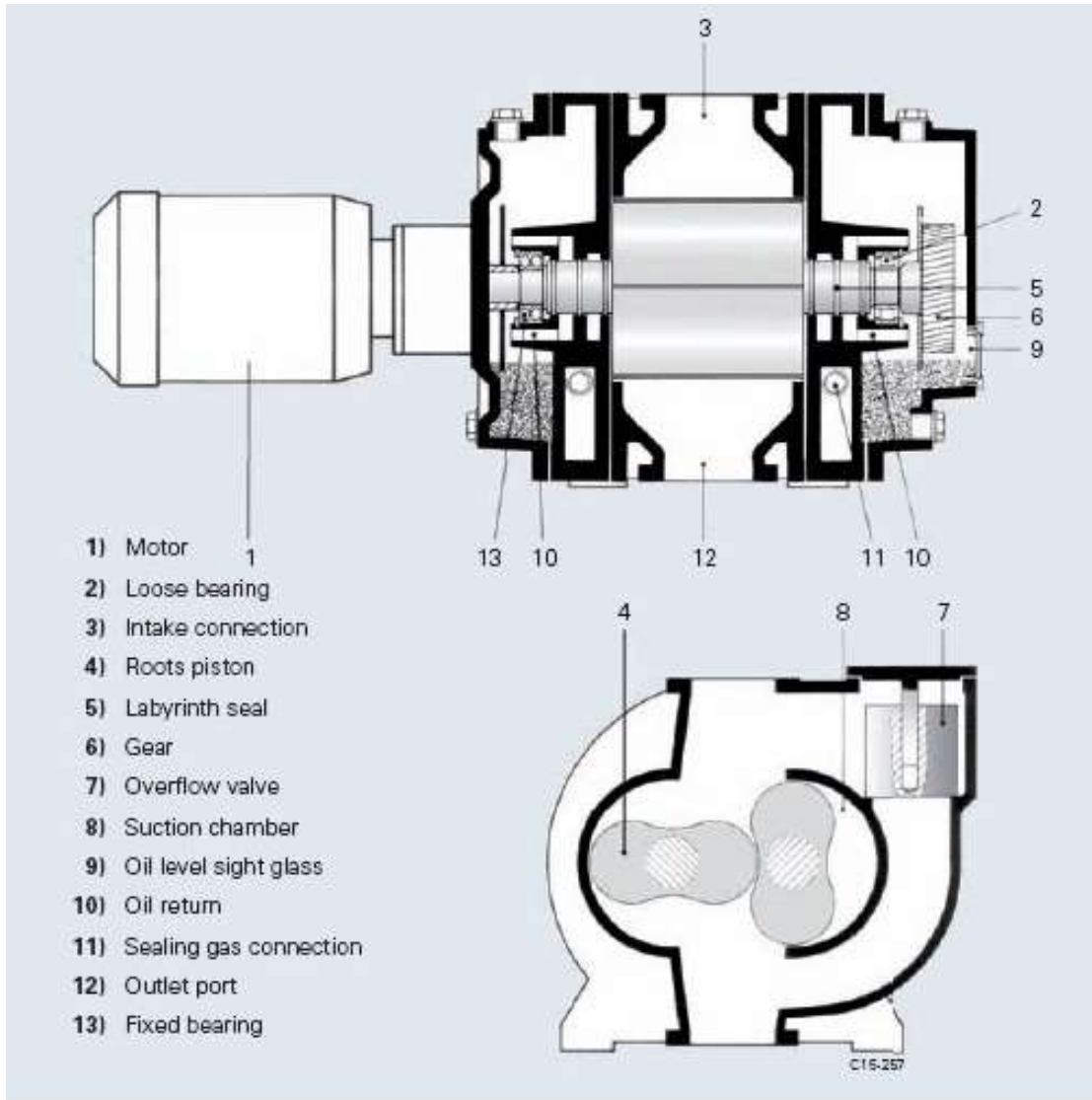
Working range  
~ 10 ~ 10<sup>-2</sup> mbar

High pumping speed!

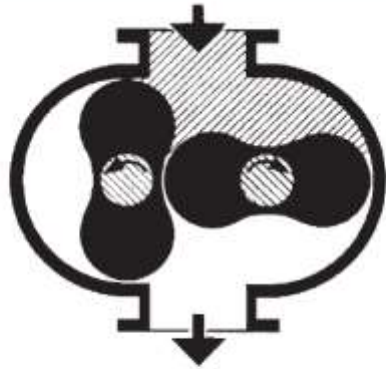
Used for high gas flows in CVD processes.

<https://www.youtube.com/watch?app=desktop&v=-fwWrFLiyY>

[https://www.youtube.com/watch?v=aAeilhp\\_Gog](https://www.youtube.com/watch?v=aAeilhp_Gog)

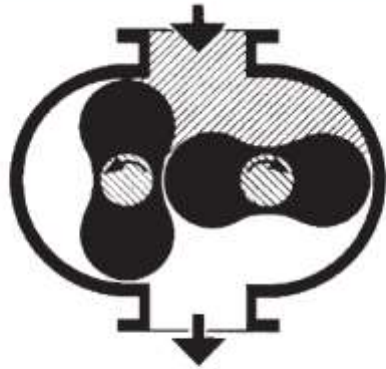


Operating principle of a Roots pump



- |                 |                  |
|-----------------|------------------|
| 1 Intake flange | 4 Exhaust flange |
| 2 Rotors        | 5 Casing         |
| 3 Chamber       |                  |

Fig. 2.17 Schematic cross section of a Roots pump



- |                 |                  |
|-----------------|------------------|
| 1 Intake flange | 4 Exhaust flange |
| 2 Rotors        | 5 Casing         |
| 3 Chamber       |                  |

Fig. 2.17 Schematic cross section of a Roots pump

**Roots  
pump  
requires  
a backing  
pump!**



# Roots Pump

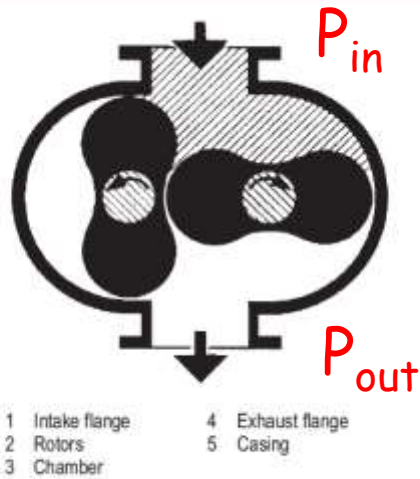
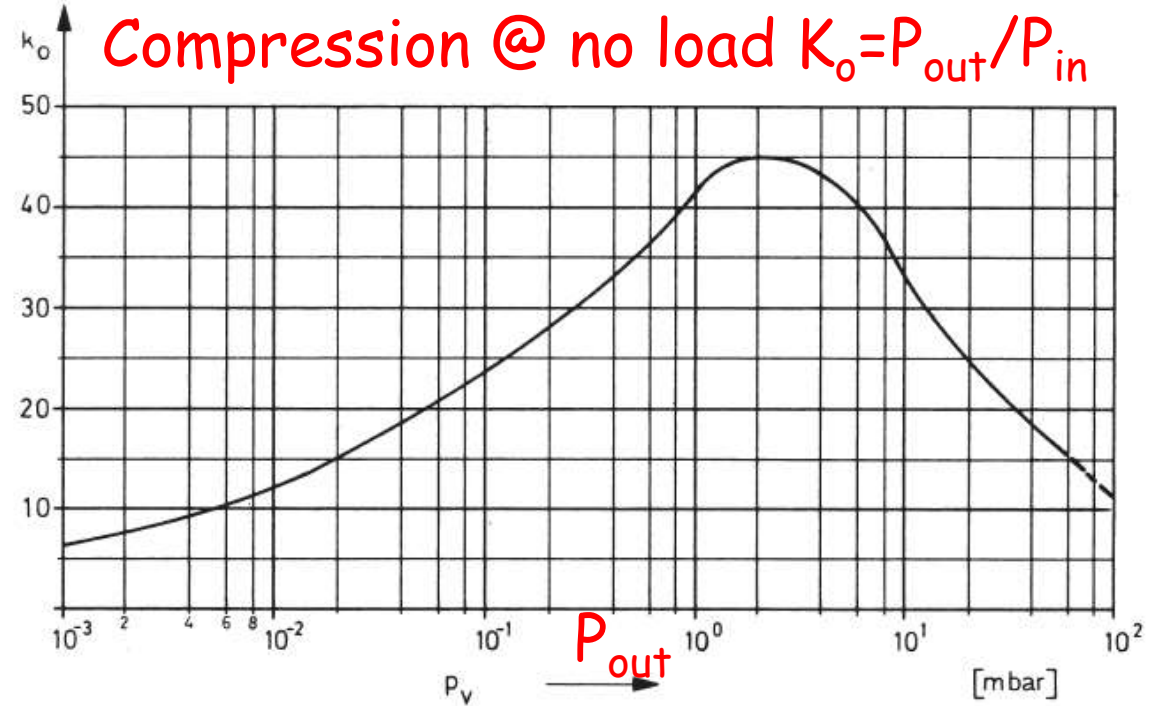


Fig. 2.17 Schematic cross section of a Roots pump

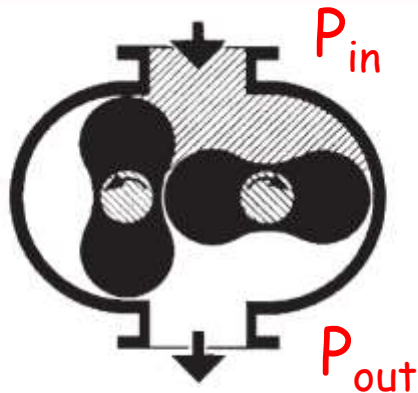


**Roots  
pump  
requires  
a backing  
pump!**



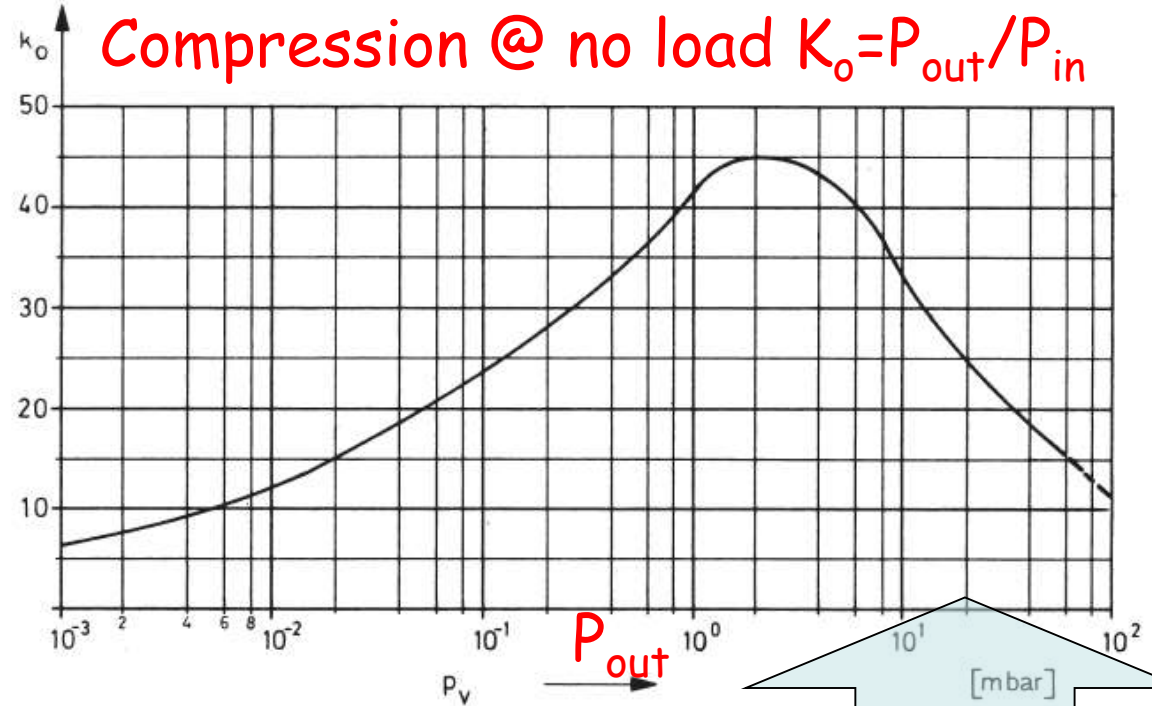


# Roots Pump



- |                 |                  |
|-----------------|------------------|
| 1 Intake flange | 4 Exhaust flange |
| 2 Rotors        | 5 Casing         |
| 3 Chamber       |                  |

Fig. 2.17 Schematic cross section of a Roots pump



**Roots  
pump  
requires  
a backing  
pump!**



**Gas leaking  
through the gaps  
(~100  $\mu\text{m}$ )  
MFP very small**

# Roots Pump

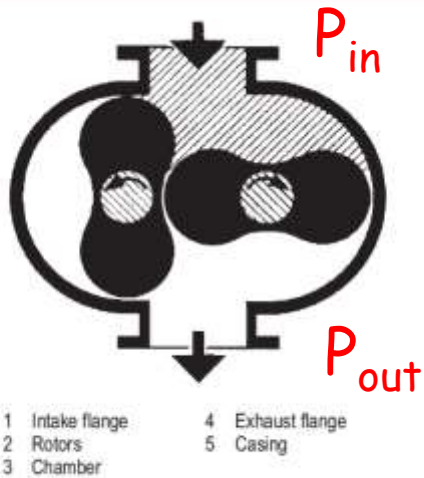
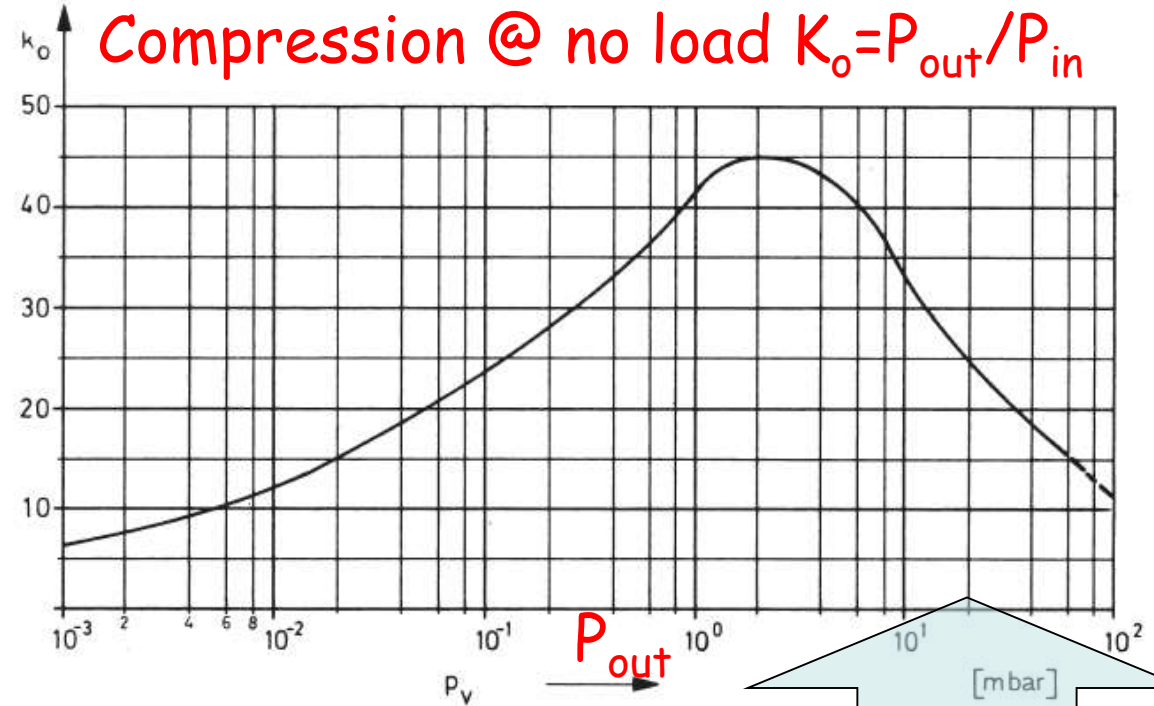
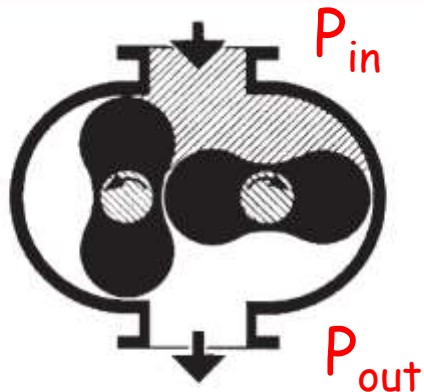


Fig. 2.17 Schematic cross section of a Roots pump

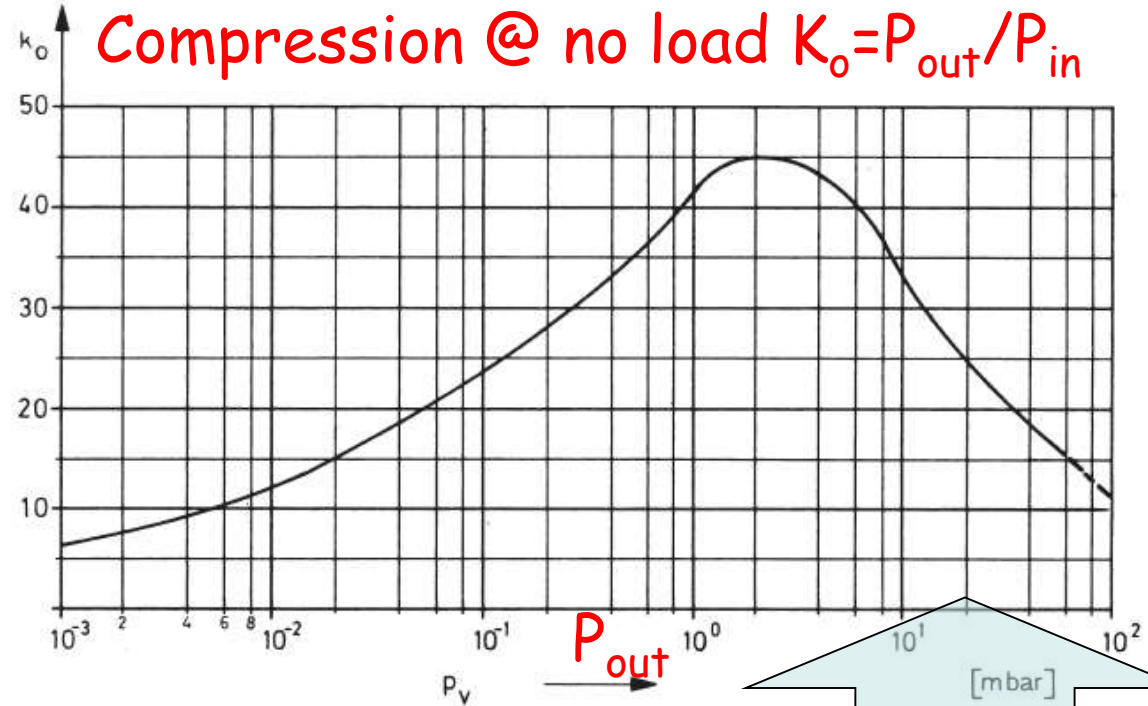
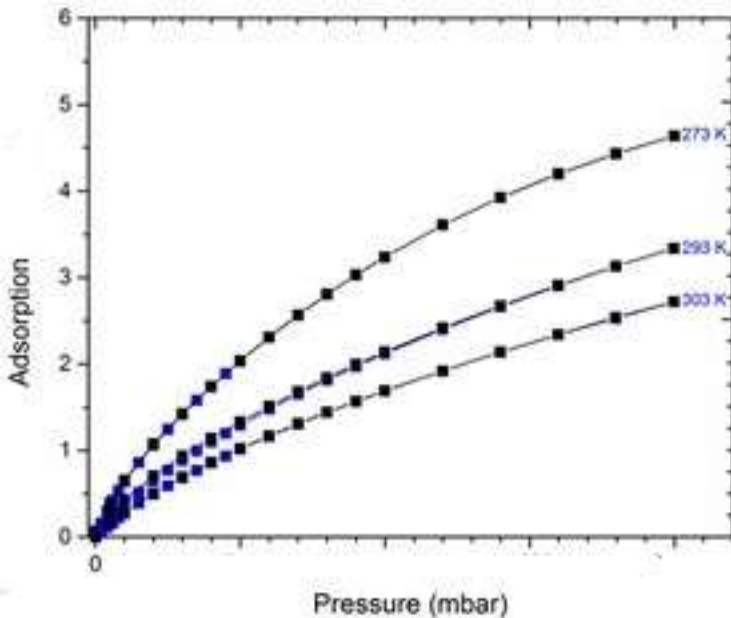


Gas leaking  
 through the gaps  
 (~100  $\mu\text{m}$ )  
 MFP very small

# Roots Pump

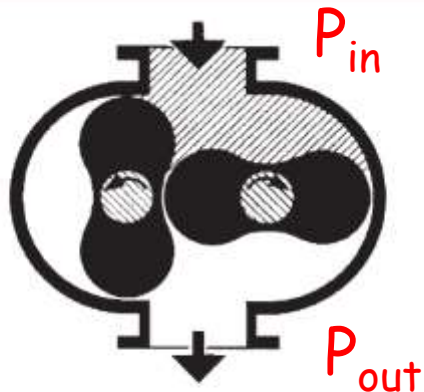


- 1 Intake flange
- 2 Rotors
- 3 Chamber
- 4 Exhaust flange
- 5 Casing

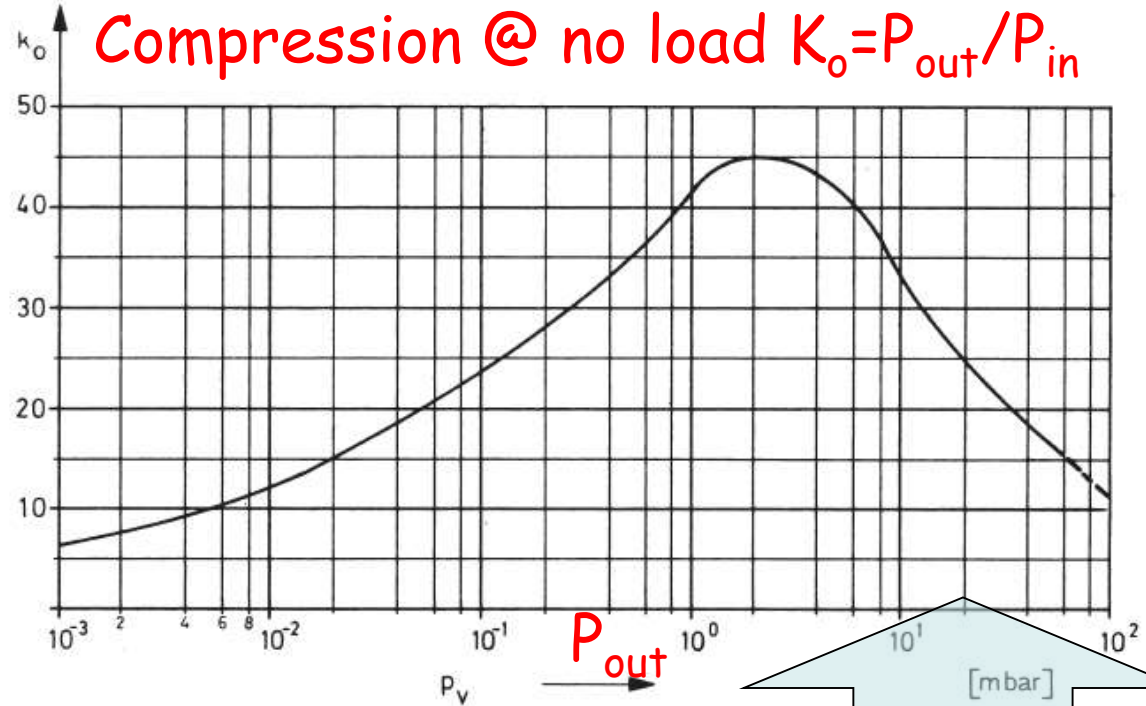
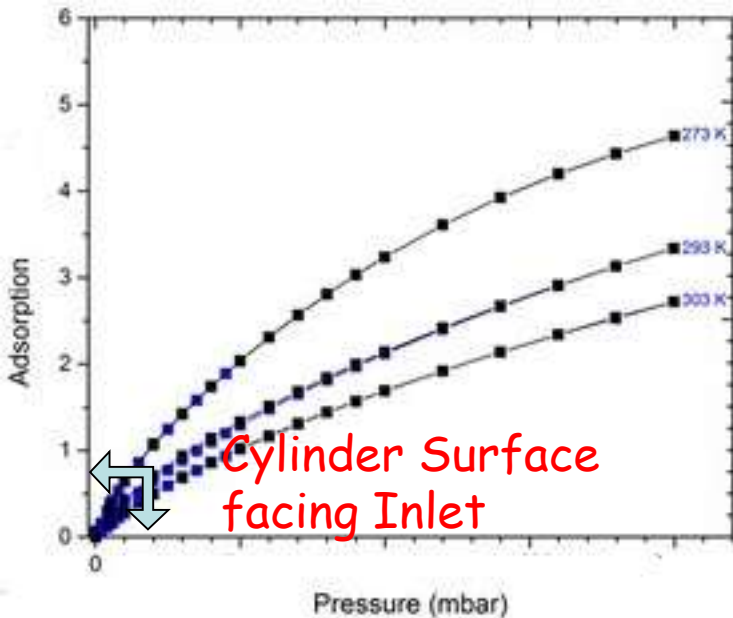


Gas leaking  
 through the gaps  
 (~100  $\mu\text{m}$ )  
 MFP very small

# Roots Pump

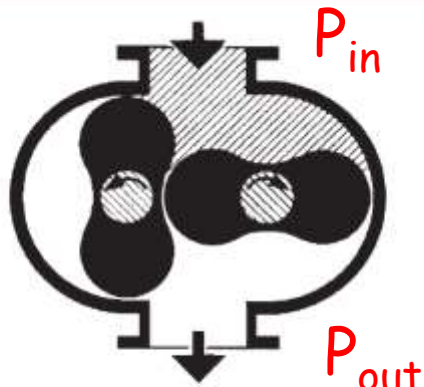


- 1 Intake flange
- 2 Rotors
- 3 Chamber
- 4 Exhaust flange
- 5 Casing

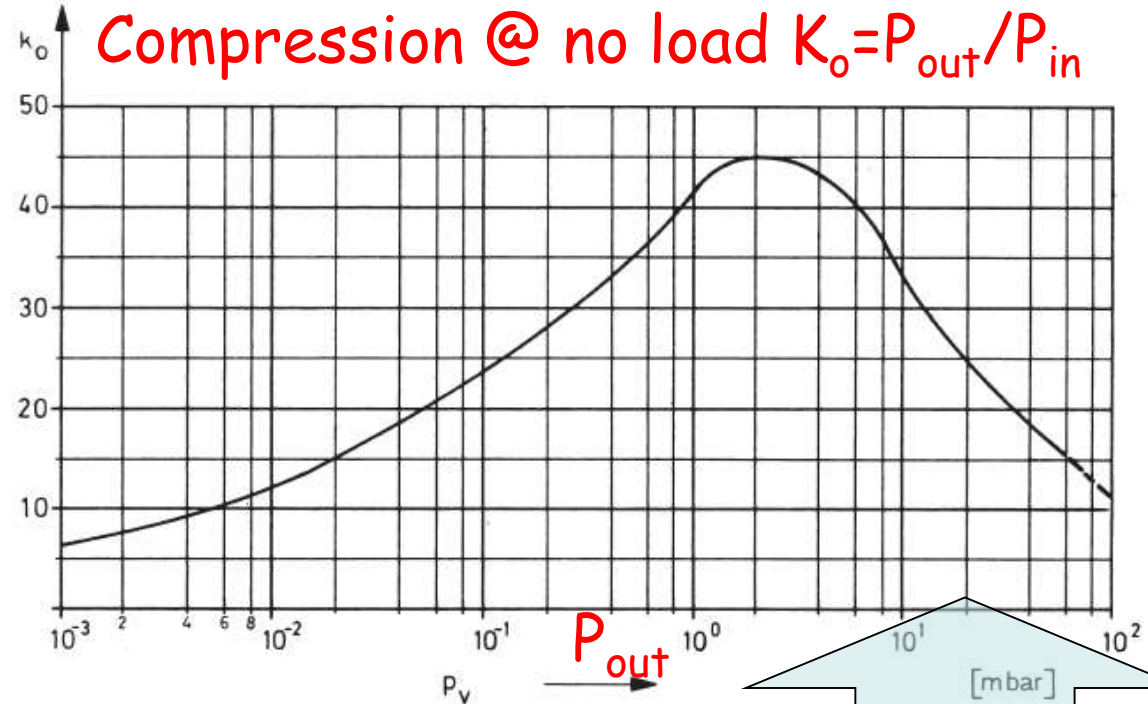
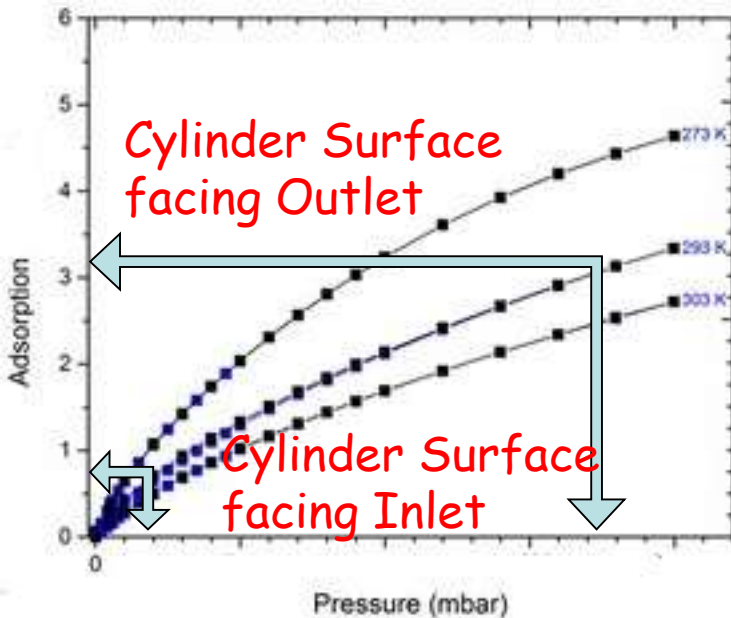


Gas leaking  
 through the gaps  
 (~100  $\mu\text{m}$ )  
 MFP very small

# Roots Pump

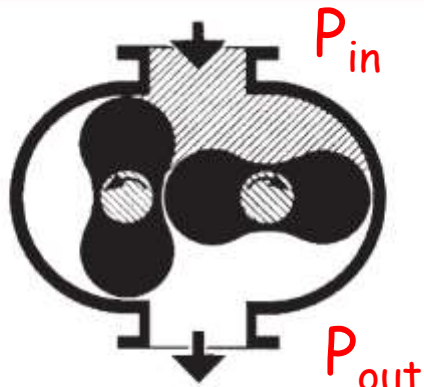


- 1 Intake flange
- 2 Rotors
- 3 Chamber
- 4 Exhaust flange
- 5 Casing

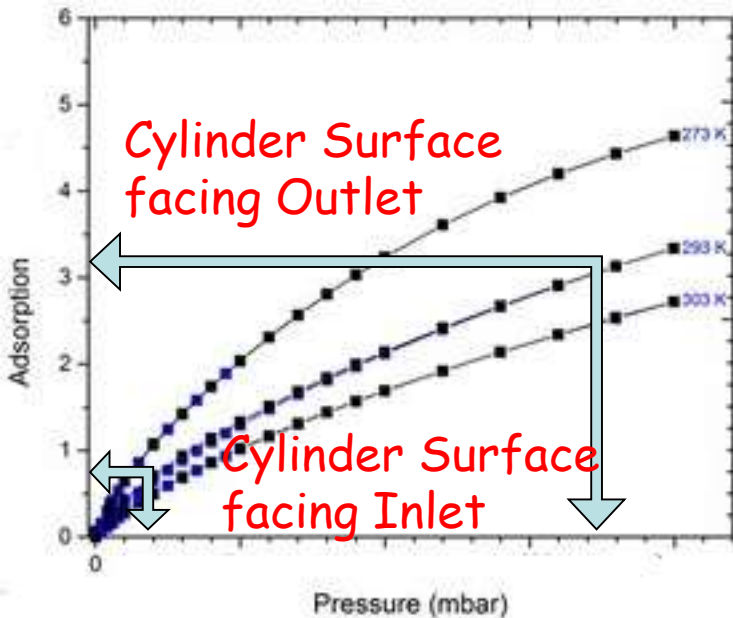


Gas leaking  
 through the gaps  
 (~100  $\mu\text{m}$ )  
 MFP very small

# Roots Pump



- 1 Intake flange
- 2 Rotors
- 3 Chamber
- 4 Exhaust flange
- 5 Casing



MFP very large but gas back flow by adsorption/desorption at/from the rotating pistons

Gas leaking through the gaps (~100  $\mu\text{m}$ ) MFP very small



**»Wissen schafft Brücken.«**